


JUNE 2022

LOUISIANA ANNUAL HUMAN TRAFFICKING DATA REPORT

PURSUANT TO
ACT 352 - LOUISIANA 2021
REGULAR SESSION



The Office of
**HUMAN TRAFFICKING
PREVENTION**

GOVERNOR'S OFFICE OF PROGRAMS AND PLANNING

Prevention • Protection • Promoting Healing & Justice

Table of Contents

EXECUTIVE SUMMARY	3
ABOUT THE OFFICE OF HUMAN TRAFFICKING PREVENTION	4
REPORTING REQUIREMENTS OF ACT 352	5
ESTABLISHMENT OF DATA COLLECTION PROCESS	6
ISSUES RELATED TO DATA GATHERING	7
Identification of Victims	7
Confidentiality Concerns and Potential Duplication	8
RESULTS	9
Data Collection and Analysis	9
2021 Results	9
2017-2021 Trends	30
ACKNOWLEDGEMENTS	36
APPENDICES	38
APPENDIX A: 2021 INSTRUCTION SHEET FOR LOUISIANA HUMAN TRAFFICKING DATA ENTRY	38

1.0 EXECUTIVE SUMMARY

Data collection is a widely recognized tool in the fight against human trafficking. The Louisiana Legislature first addressed the need for comprehensive data collection of human trafficking with Act 564 of the 2014 Regular Session. Over the last several years, pursuant to Act 564, The Department of Children and Family Services (DCFS) was responsible for collecting data on services provided to human trafficking victims for the state of Louisiana. In 2021, Act 352 of the Regular Session created the Governor’s Office of Human Trafficking Prevention (OHTP) and designated it to oversee the annual data report on human trafficking. The data in this report provides a summary of demographics and services provided to confirmed and suspected victims of human trafficking in Louisiana during Calendar Year of 2021.

To collect data for the report, the OHTP requested submission of 2021 data from 60 agencies statewide. The OHTP identified victim-serving agencies through a list developed and utilized by the Department of Children and Family Services. A total of 40 agencies (two-thirds of agencies contacted) submitted data for this report. All data submitted to the Office of Human Trafficking Prevention was de-identified. Additionally, the OHTP contracted with Allies Against Slavery (“Allies”) to aggregate and analyze the reported data.

Data analysis results revealed that there were 932 confirmed and suspected victims who received services in 2021, a 23% increase of victims identified and served over the previous year. Additional demographic data results for 2021 are summarized below, with specific charts and details included in section 5 of the report.

- Individuals served: 932 total, 73% new in 2021
- Age: 65% ages 17 and under, 33% ages 18 and over
- Type of trafficking: 84% sex trafficking, 3% labor, 3% sex and labor, 10% unknown
- Victim status: 64% confirmed victims, 33% suspected victims
- Race: 47% White, 41% African American, 5% Multi-racial, 5% Unknown, 1% Asian, less than 1% American Indian, Alaska Native, Native Hawaiian or other Pacific Islander
- Ethnicity: 67% non-Latino, 7% Latino, 26% unknown
- Gender: 89% female, 9% male, 1% transgender, 1% unknown

For more information on the data findings and information included in this report or to submit data for Calendar Year 2022, please email the Governor’s Office of Human Trafficking Prevention at humantrafficking@la.gov. For specific information about the human trafficking response in Louisiana or to find services for victims and survivors, please visit the Human Trafficking Prevention Resource Center of Louisiana at humantrafficking.la.gov.

2.0 ABOUT THE OFFICE OF HUMAN TRAFFICKING PREVENTION

In June of 2021, Governor John Bel Edwards signed into law Act 352 which created the state's first entity dedicated to preventing and combatting human trafficking, the Office of Human Trafficking Prevention (OHTP). The Office of Human Trafficking Prevention, housed within the Governor's Office of Programs and Planning, develops, implements and coordinates statewide programs to prevent and address human trafficking. The mission of the OHTP is to "Prevent and Combat Human Trafficking, and Promote Justice and Healing for Victims and Survivors." To achieve this mission, the OHTP takes a lead role in partnering with public and private agencies to implement prevention and intervention strategies across the state of Louisiana.

Since its creation, the OHTP has launched key initiatives, in addition to overseeing annual data collection efforts, to comprehensively address human trafficking in Louisiana communities. The OHTP utilizes a survivor-informed and trauma-informed approach to guide its work and follows the nationally recognized framework of the 4-P's to combat human trafficking: Prevention, Protection, Prosecution, and Partnerships. The Stop Trafficking Louisiana: Human Trafficking is R.E.A.L. is the state's first statewide public awareness anti-trafficking campaign and was launched in collaboration with the Office of First Lady Donna Edwards. The campaign seeks to educate on human trafficking and the role the public can play in preventing and combatting this crime by: Recognizing the signs, Educating others, Acting immediately, and Listening and supporting victims and survivors. In addition, the OHTP developed the state's first web-based resource center, the Human Trafficking Prevention Resource Center of Louisiana at humantrafficking.la.gov. The OHTP partners closely with key public and private agencies — including law enforcement, healthcare providers, the hospitality and tourism industry, among others — to increase training and screening to improve identification of victims. A Survivor Advisory Council was created in 2020 and informs the OHTP's activities, including the development of training and awareness materials.

Over the last 5 years, the Governor's Office has secured nearly \$2.7 million dollars in federal funding to improve outcomes for juvenile victims of human trafficking. Funding has allowed for the creation and successful implementation of the Louisiana Child and Youth Trafficking Collaborative (LCYTC) statewide project. The LCYTC is a multi-year project to improve outcomes of child and youth victims of human trafficking. The project is administered by the Louisiana Governor's Office now through the Office of Human Trafficking Prevention in collaboration with the Louisiana Alliance of Children's Advocacy Centers and other key statewide partners. The Collaborative's goal is to strengthen Louisiana's human trafficking response in four core areas:

- *COLLABORATION* - Utilize the multi-disciplinary team (MDT) model and case coordination to improve communication across agencies.
- *ADVOCACY* - Ensure access to high-quality care centered on victim healing.
- *SCREENING* - Utilize a validated screening tool to identify child and youth trafficking victims.
- *OUTREACH* - Provide trauma-informed, victim-centered training to improve identification and response to human trafficking.

Through the project, each region of the state has a designated Regional Child and Youth Trafficking Coordinator serving minor and youth victims of human trafficking. These positions are housed in Children’s Advocacy Centers (CAC) across the state and are liaisons with law enforcement partners, judicial partners, and victim service partners in the regional area, as well as support and improve the multi-disciplinary response to child and youth trafficking. Contact information for each regional coordinator can be found at lacacs.org/lcytc. Since 2020, the regional coordinators have served numerous victims and survivors, significantly increased access to services for victims in their region, and trained more than 1,000 professionals. In 2022, the OHTP launched the LCYTC Accessibility Initiative (also called the “AI”) to enhance care coordination, ensure accessibility to underserved child and youth trafficking victims, and improve identification of under-identified forms of trafficking, including labor trafficking and familial trafficking.

For more information about the Office of Human Trafficking Prevention, please email humantrafficking@la.gov.

3.0 REPORTING REQUIREMENTS OF ACT 352

Act 352 of the 2021 Louisiana Legislative Regular Session requires an annual data report on human trafficking in Louisiana. The report is to be submitted to the Legislature by the Governor’s Office of Human Trafficking Prevention with the following information:

1. Juvenile Safe House (CHC 725.2)

Each safe house operating under a contract with the Department of Children and Family Services to provide services to sexually exploited children pursuant to the provisions of Louisiana Children’s Code Article 725.2 shall submit to the Governor's Office of Human Trafficking Prevention and to the Department of Children and Family Services an annual report on their operations including information on the services offered, a listing of credentials, training, and licenses specific to survivor-centered and trauma-informed services for human trafficking survivors, geographic areas served, number of children served, and individual status updates on each child served.

2. Each Private Entity That Provides Services To Victims Under the Human Trafficking Services Plan for: Minor Victims (RS:46:2161) and Adult Victims (RS:46:2161.1)

Each private entity that provides services to human trafficking victims, adult or minor victims, shall submit to the Office of Human Trafficking Prevention an annual report on their operations including information on services offered, geographic areas served, number of persons served, and individual status updates on each person served.

The information provided to the Office of Human Trafficking Prevention does not include the name, address, or other identifying information of the persons served.

4.0 ESTABLISHMENT OF DATA COLLECTION PROCESS

As noted in the section above, Act 564 of the 2014 Louisiana Legislative Regular Session required the development of an annual data collection of human trafficking by the Department of Children and Family Services. DCFS developed a data collection process in July 2014 to identify human trafficking victims receiving services in Louisiana. Act 564 (2014) defines human trafficking to include all forms of human trafficking (sex and labor trafficking) and to include both adult and minor victims of human trafficking.

In August 2014, DCFS met with representatives of human trafficking service providers that serve the Metropolitan New Orleans and Baton Rouge areas, which included: Eden House, Baptist Friendship House, New Orleans Dream Center, and Empower 225. The meeting resulted in the identification of human trafficking organizations and agencies in Louisiana from which data on services would be requested. A second meeting was held in Baton Rouge in 2014 with additional providers. DCFS also contacted the U.S. National Human Trafficking Hotline (Polaris) for information regarding its list of Louisiana human trafficking service providers. The list was obtained and the additional agencies were added to a database of Louisiana human trafficking providers. In 2015, an additional meeting was held with the Louisiana Coalition Against Domestic Violence (LCADV), which represents the domestic violence shelters in Louisiana, and Louisiana Foundation Against Sexual Assault (LAFASA), which represents the sexual assault centers in Louisiana. Sexual assault centers were already part of the list of providers in the CY 2014 submission of data. As a result of this meeting, the domestic violence shelters were added to the list of providers to receive a request for data.

DCFS requested agencies providing services to adult and minor victims of human trafficking to submit de-identified individual case information for each victim served. To collect the data, DCFS developed a draft excel template for data submission. The template was developed with input from several human trafficking service providers. The template document has an

accompanying instructional sheet for data entry, which includes definitions and acceptable entries for each element request (see Appendix A). Notably, two categories of victim status were created to address the different types of clients served by the providers: Confirmed Victims and Suspected Victims. A Confirmed Victim is a person who has been identified as a victim by the result of law enforcement recovery, service provided confirmation, statement of the victim, etc. A Suspected Victim is a person who is suspected of being trafficked, who is located in an area known to be involved with human trafficking, or has been referred to a helpline or service agency but has not been confirmed as a human trafficking victim.

In June of 2021, Act 352 tasked the Office of Human Trafficking Prevention with overseeing the annual data collection efforts. DCFS shared with the OHTP their data collection excel templates, processes, and provider list for the data collection period of 2021. The OHTP requested submission of 2021 data from 60 agencies statewide. A total of 40 agencies provided data for this report, including 8 agencies that reported no services to human trafficking victims in 2021. Agencies were provided and utilized the DCFS-developed data template.

The OHTP contracted with Allies Against Slavery (“Allies”) to analyze and aggregate submitted data. Allies is a nonprofit organization based in Austin, TX, whose mission is to harness the power of technology, data, and partnerships to free people from human trafficking. Allies developed Lighthouse, an innovative software platform, to identify victims, coordinate care, and understand trends. In June 2022, Lighthouse was launched to aggregate and visualize statewide trafficking data in Louisiana, supporting the OHTP’s data-driven strategy to combat human trafficking. Beginning in 2022, the OHTP is set to launch an online data collection system, developed by Allies, for providers to submit their annual data.

5.0 ISSUES RELATED TO DATA GATHERING

Statewide data improves our understanding of human trafficking in Louisiana. The OHTP, through its contract with Allies, ensures the high-quality data within this report. The data findings in this report might be impacted by the following factors: under- or inconsistent identification of victims of human trafficking, confidentiality concerns impacting the reporting of some variables, and possible duplication of reported cases.

I. IDENTIFICATION OF VICTIMS

Data collected for this report relied on the identification of victims by service providers, law enforcement, and other victim-serving agencies, and the subsequent reporting of human trafficking data to the OHTP. The data in this report records de-identified individual case information for victims *identified* and provided *services* in Louisiana. Services can include housing, mental health services, child care, education, employment training, among others. The total number of victims served in 2021 does not wholly reflect *new* cases of human

trafficking; rather, the data findings contain the number of victims of human trafficking who received services in 2021, including both new victims entering services in 2021 and victims who entered services in a previous year(s) and continued to receive services through 2021. As a result, the data does *not* include victims who have not been identified and/or entered services.

In 2021, the overwhelming majority of agencies that reported data were victim service providers. Specifically, the majority of agencies were minor or youth-serving agencies. Agencies specializing in human trafficking response – through a funded program or hiring of specialized staff– were more likely to report a higher number of individual cases. In concert, parishes with urban centers and more locally concentrated, victim-serving nonprofits (such as Orleans, East Baton Rouge, and Caddo parishes) reported cases at a higher frequency than rural parishes. There are also limited services in the state for labor trafficking victims, which might contribute to the low number of reported labor trafficking victims in comparison to reported sex trafficking victims. As a result, there is limited reported data for labor trafficking victims, data arising from criminal justice agencies (law enforcement, courts, correctional institutions), and data from rural communities.

The limitations of human trafficking data due to underidentification and underreporting of victims have been widely supported and researched. Underidentification can result from: the complexity of the crime of human trafficking, its conflation with proximate crimes, lack of training and integrated screening protocols, and/or a tendency to rely on victim testimony or disclosure, among other factors.¹

II. CONFIDENTIALITY CONCERNS AND POTENTIAL DUPLICATION

The OHTP requests non-identifiable data from agencies to ensure victim identity is protected and victim's rights to confidentiality are maintained. Agencies have the option to report a variable with no information, as determined by their confidentiality guidelines and/or federal or state funding restraints. Some data elements (such as length of service or exit reason) have a larger share of responses recorded as no information.

One agency notified the OHTP of concerns of reporting individual case data prohibited by their grant funding outlined in 42 U.S. Code § 13925. This Federal code prohibits agencies that receive Federal funds for a victim of domestic violence, dating violence, sexual assault, or stalking, to disclose certain information. The provider interpreted the federal code as prohibiting the provision of client level data. The provider opted to send a short summary of aggregate data on clients served. The agency's aggregate data was sufficient to record the number of victims served and limited demographic data. This issue has been recorded in previous reports by DCFS as well.

¹ Farrell, Amy, Meredith Dank, Matthew Kafafian, Sarah Lockwood, Rebecca Pfeffer, Andrea Hughes, and Kyle Vincent. "Capturing human trafficking victimization through crime reporting." (2019).

The collection of non-identifiable data prevents the possibility of cleaning duplicative cases – for example, two agencies might serve the same victim over the course of a year and each report the individual’s case in their data submission. Given the high priority of victim confidentiality and safety, this is a data issue that is not possible to prevent at this time.

6.0 RESULTS

I. DATA COLLECTION AND ANALYSIS

The results in this section are based on data collected by the OHTP for 2021, as well as historic data that was collected from 2017-2020 and published in previous annual human trafficking data reports from DCFS. The data was collected from agencies using spreadsheet templates (as defined in Appendix A), cleaned to remove anomalies (e.g., merging “CAC” and “Children’s Advocacy Center”), then aggregated into a dynamic data model to provide comprehensive insight into the landscape of human trafficking in Louisiana. The visualizations in this report are derived from Lighthouse². Section II shows 2021 results and Section III shows trends from 2017-2021. For more information about Lighthouse, email humantrafficking@la.gov or lighthouse@alliesagainstsavery.org.

II. 2021 RESULTS

I. Service Providers

In 2021, client data was reported from 40 agencies (see Section 6, Acknowledgments). Providers submitted data for 932 confirmed and suspected victims of human trafficking. Provider data included actual or estimated age of victims at the time of program entry. Victims were grouped into three age categories: 17 and under, 18 and older, and age unknown.

The map in Figure 1 shows service providers who reported human trafficking data, categorized by type of organization. Note that organizations and agencies serving multiple parishes have corresponding pins in each location. For more information on victim services by region, visit the Human Trafficking Prevention Center of Louisiana at humantrafficking.la.gov.

² The data and visualizations in Lighthouse are provided as-is with no warranties. The information is intended to inform Lighthouse users about human trafficking; it is not intended to predict human trafficking cases, demonstrate the efficacy of solutions, or identify individual victims or survivors. © 2022 ALLIES AGAINST SLAVERY. ALL RIGHTS RESERVED.

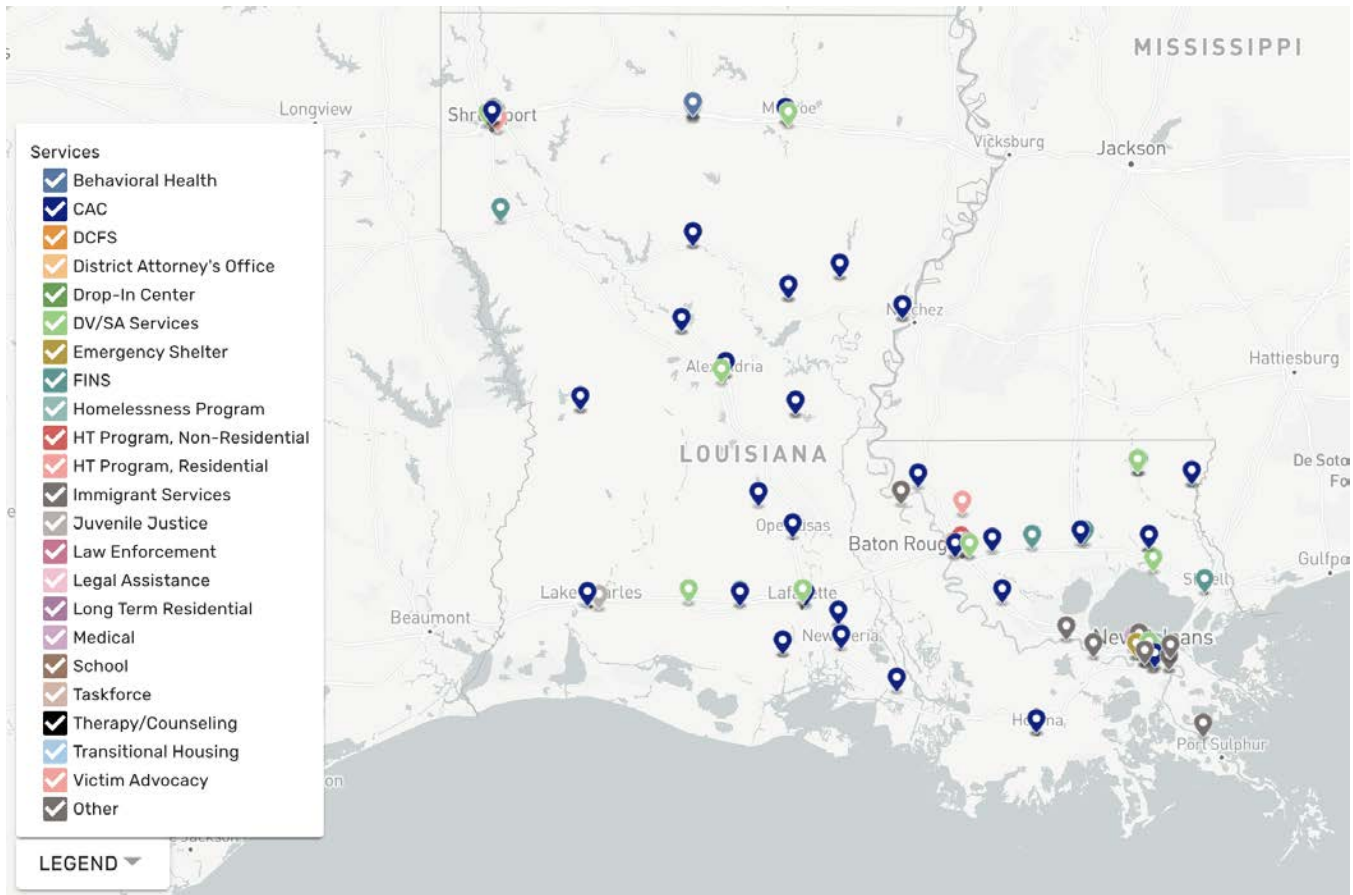


Figure 1. Map of Louisiana Service Providers, 2021

II. Individuals Served

In 2021, 932 individuals were served, of which 684 (73%) were new (i.e., started services in the year of reporting). Twice as many youth were served than adults.

	Total	17 and under	18 and over	Unknown
Individuals Served	932	607 (65%)	306 (33%)	19 (2%)

III. Type of Trafficking

Trafficking types are categorized as sex trafficking, labor trafficking, both sex and labor trafficking, and unknown. In 2021, the majority of individuals were categorized as sex trafficking (84%), and comparatively few as labor trafficking (3%) or both sex and labor (3%). A higher percentage of youth were categorized as sex trafficking (86%), and a higher percentage of adults were categorized as labor trafficking (5%) or both sex and labor (8%).

	Total	17 and under	18 and over	Unknown
Sex Trafficking	782 (84%)	519 (86%)	250 (82%)	13 (68%)
Labor Trafficking	24 (3%)	10 (2%)	14 (5%)	0 (0%)
Sex & Labor	32 (3%)	7 (1%)	25 (8%)	0 (0%)
Unknown	94 (10%)	71 (12%)	17 (6%)	6 (32%)

IV. Victim Status

Victim status indicates whether an individual is a confirmed or suspected victim of human trafficking (refer to Appendix A for details). Overall, there were twice as many confirmed victims (64%) than suspected victims (33%). Results varied significantly by age: for ages 17 and under, there were 50% confirmed and 47% suspected victims; for ages 18 and over, there were 92% confirmed and 7% suspected victims.

	Total	17 and under	18 and over	Unknown
Confirmed	592 (64%)	302 (50%)	282 (92%)	8 (42%)
Suspected	309 (33%)	287 (47%)	22 (7%)	0 (0%)
Unknown	31 (3%)	18 (3%)	2 (1%)	11 (58%)

V. Demographics

Race

Of the 932 individuals served in 2021, the majority were African American (41%) and White (47%) (Figure 2). For ages 17 and under, there was a higher percentage of African American individuals (45%). For ages 18 and over, there was a lower percentage of African American individuals (35%) and higher percentage of Unknown (10%).

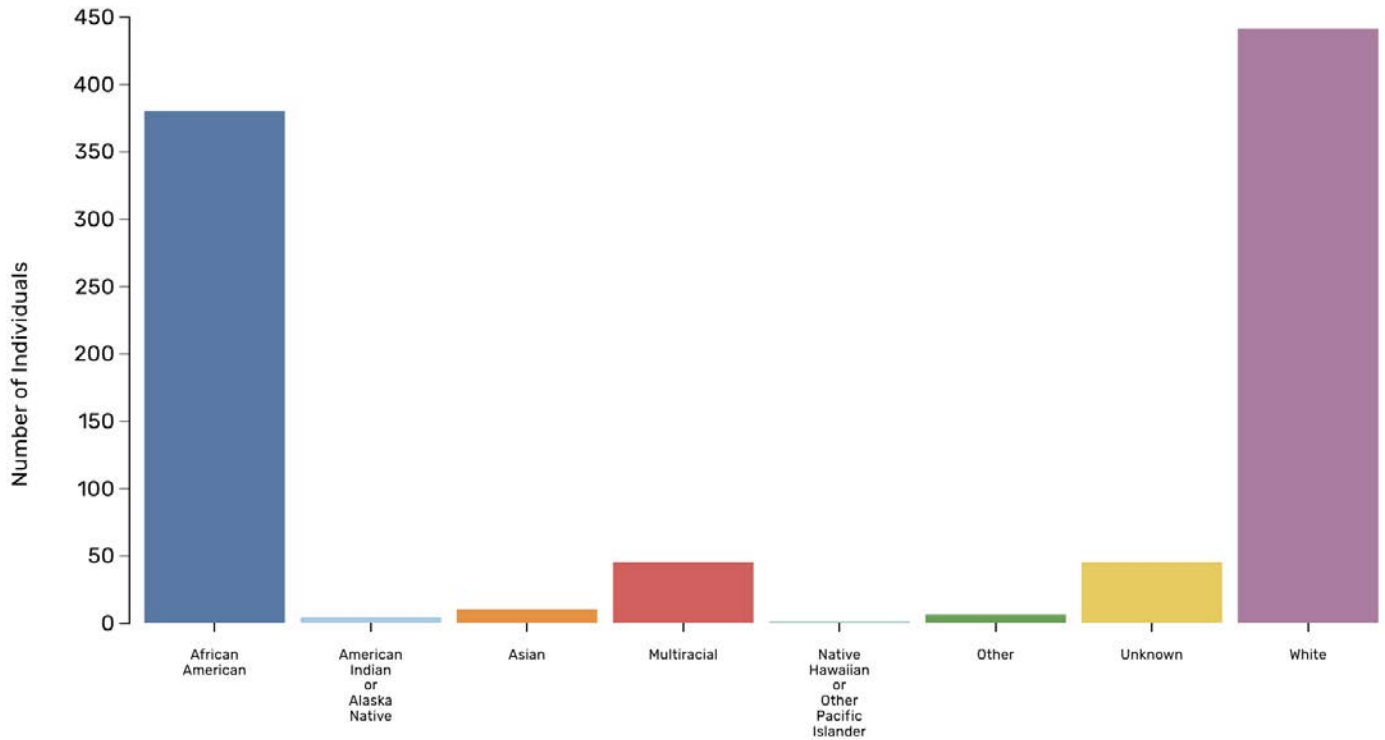


Figure 2. Race - All Ages, 2021

Race	Total	17 and under	18 and over	Unknown
African American	380 (41%)	270 (45%)	108 (35%)	2 (11%)
American Indian or Alaska Native	4 (.4%)	1 (.2%)	3 (1%)	0 (0%)
Asian	10 (1%)	5 (.8%)	5 (2%)	0 (0%)
Multi-racial	45 (5%)	34 (6%)	11 (4%)	0 (0%)
Native Hawaiian or Other Pacific Islander	1 (.1%)	0 (0%)	1 (.3%)	0 (0%)
Other	6 (.6%)	5 (.8%)	0 (0%)	1 (5%)
Unknown	45 (5%)	2 (.3%)	30 (10%)	13 (68%)
White	441 (47%)	290 (48%)	148 (48%)	3 (16%)

Ethnicity

Ethnicity options are Latino, Non-Latino and Unknown. Of the 932 individuals served in 2021, the majority were Non-Latino (67%) (Figure 3). The percentage of non-Latino was higher for ages 17 and under (71%) and lower for ages 18 and over (62%).

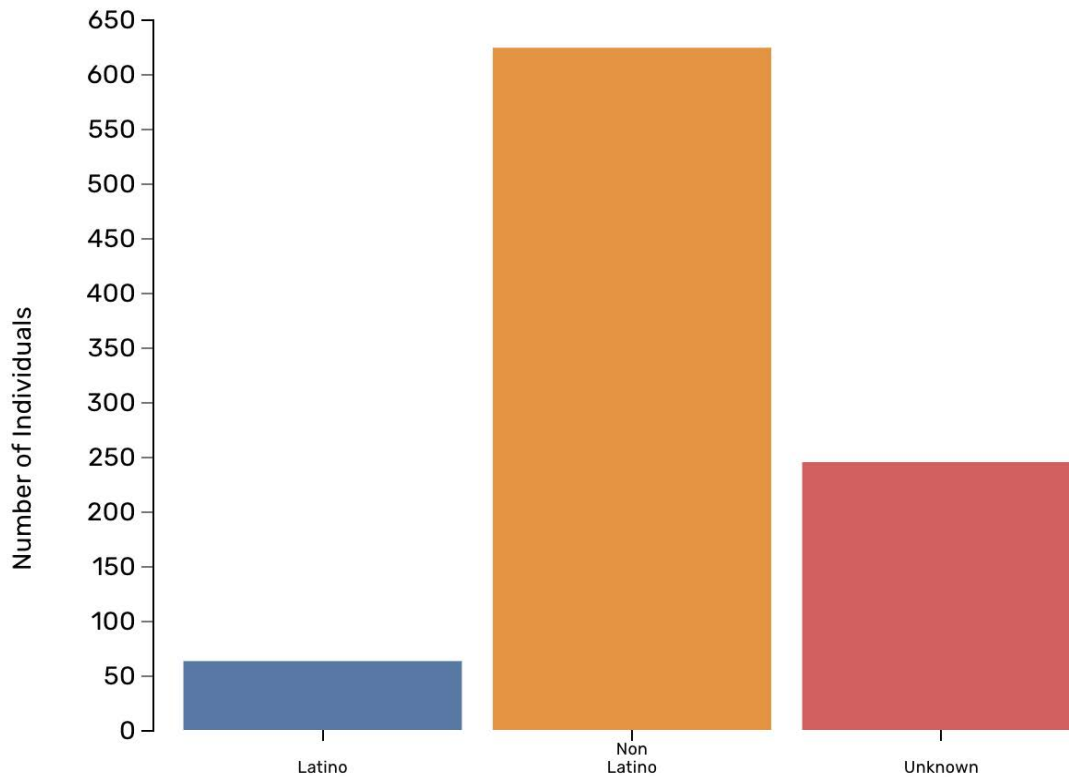


Figure 3. Ethnicity - All Ages, 2021

Ethnicity	Total	17 and under	18 and over	Unknown
Latino	63 (7%)	37 (6%)	25 (8%)	1 (5%)
Non-Latino	624 (67%)	430 (71%)	191 (62%)	3 (16%)
Unknown	245 (26%)	140 (23%)	90 (29%)	15 (79%)

Gender

Of the 932 individuals served in 2021, the majority were Female (89%) (Figure 4). The results for gender were consistent for ages 17 and under and ages 18 and over, compared with all ages.

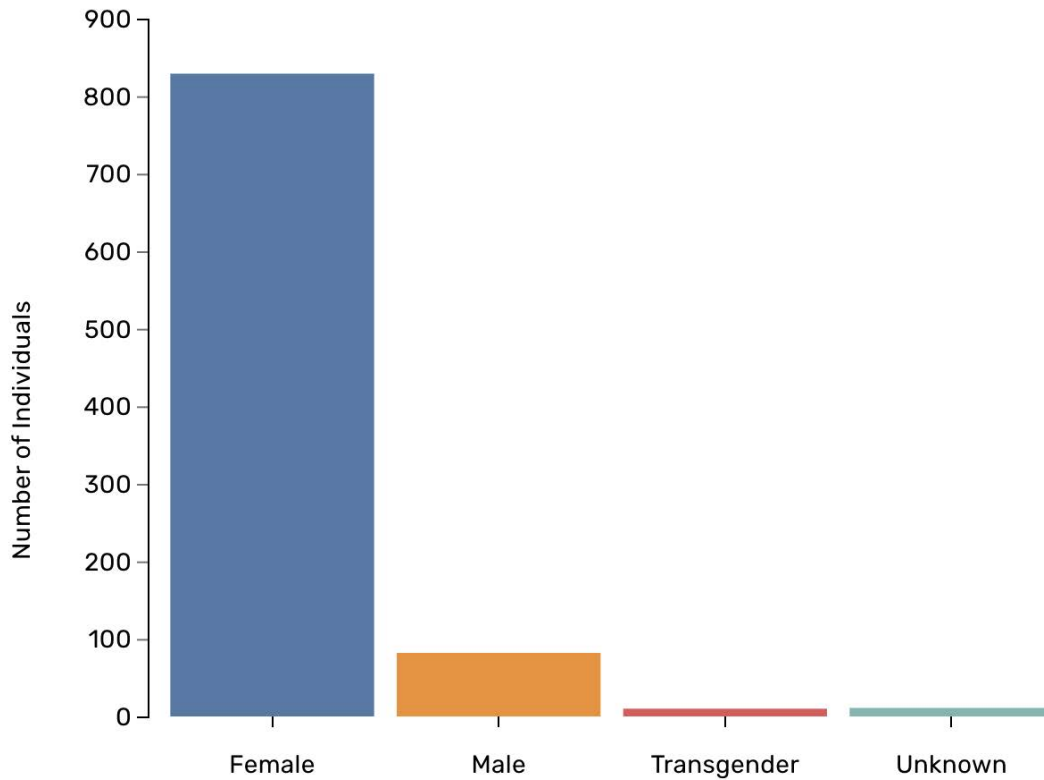


Figure 4. Gender - All Ages, 2021

Gender	Total	17 and under	18 and over	Unknown
Female	829 (89%)	547 (90%)	271 (89%)	11 (58%)
Male	82 (9%)	57 (9%)	25 (8%)	0 (0%)
Transgender	10 (1%)	2 (.3%)	8 (3%)	0 (0%)
Unknown	11 (1%)	1 (.1%)	2 (.7%)	8 (42%)

Type of Trafficking by Gender and Age

Of the 932 individuals served in 2021, the majority were categorized as sex trafficking, with 86% of females and 66% of males. Labor trafficking was much higher for males (22%) than females (1%).

Gender (All Ages)	Sex	Labor	Both	Unknown
Female	714 (86%)	6 (1%)	26 (3%)	83 (10%)
Male	54 (66%)	18 (22%)	4 (5%)	6 (7%)

For females ages 17 and under, results were consistent with all ages. For males 17 and under, sex trafficking was higher (77%) and labor trafficking was lower (12%) compared with all ages.

Gender (Ages 17 and Under)	Sex	Labor	Both	Unknown
Female	472 (86%)	3 (1%)	5 (1%)	67 (12%)
Male	44 (77%)	7 (12%)	2 (4%)	4 (7%)

For females 18 and over, results were consistent with all ages. For males 18 and over, labor trafficking was higher (44%) and sex trafficking was lower (40%) compared with all ages.

Gender (Ages 18 and Over)	Sex	Labor	Both	Unknown
Female	232 (86%)	3 (1%)	21 (8%)	15 (6%)
Male	10 (40%)	11 (44%)	2 (8%)	2 (8%)

Type of Trafficking by Race and Age

Of the 932 individuals served in 2021, the majority were categorized as sex trafficking, with much lower rates of labor trafficking or both sex and labor. The predominant races across trafficking types were White (47%) and African American (41%); 47% overall were people of color (Figure 5). Details by type of trafficking, race and age are in the tables below.

Category	# of Individuals	% of Total
African American	380	40.77%
American Indian or Alaska Native	4	0.43%
Asian	10	1.07%
Multiracial	45	4.83%
Native Hawaiian or Other Pacific Islander	1	0.11%
Other	6	0.64%
Unknown	45	4.83%
White	441	47.32%

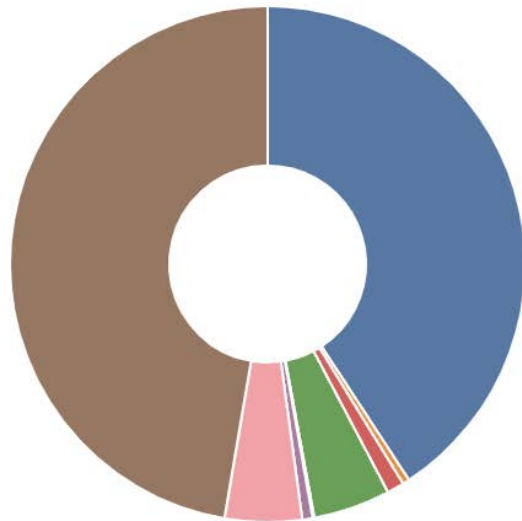


Figure 5. Type of Trafficking by Race - All Ages, 2021

Race (All Ages)	Sex	Labor	Both	Unknown
African American	316	4	14	46
American Indian or Alaska Native	3	0	1	0
Asian	6	2	1	1
Multi-racial	37	3	0	5
Native Hawaiian or Other Pacific Islander	0	0	1	0
Other	6	0	0	0
Unknown	37	0	0	8
White	377	15	15	34

For ages 17 and under, there was a higher percentage of African American individuals (45%) and lower percentage of unknown race (<1%); 51% overall were people of color. The distribution by type of trafficking was consistent with all ages (Figure 6).

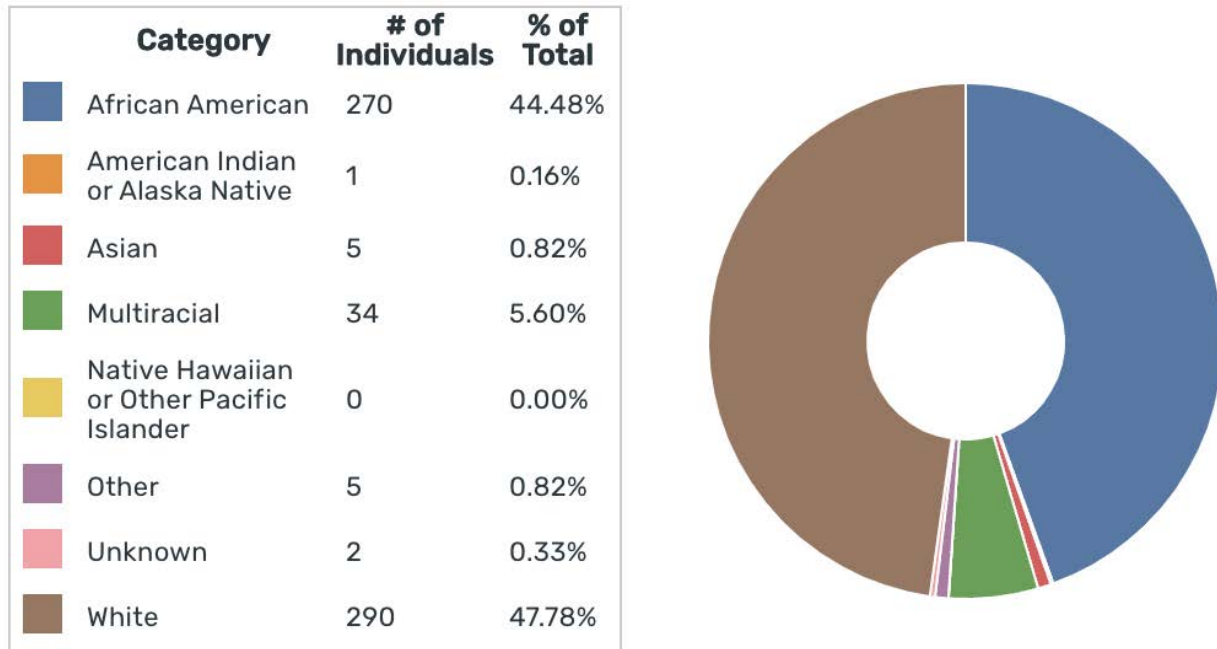


Figure 6. Type of Trafficking by Race - Ages 17 and Under, 2021

Race (Ages 17 and Under)	Sex	Labor	Both	Unknown
African American	227	2	3	38
American Indian or Alaska Native	1	0	0	0
Asian	5	0	0	0
Multi-racial	29	1	0	4
Native Hawaiian or Other Pacific Islander	0	0	0	0
Other	5	0	0	0
Unknown	1	0	0	1
White	251	7	4	28

For ages 18 and over, there was a lower percentage of African American individuals (35%) and a higher percentage of unknown race (10%); 42% overall were people of color. The distribution by type of trafficking was consistent with all ages (Figure 7).

Category	# of Individuals	% of Total
African American	108	35.29%
American Indian or Alaska Native	3	0.98%
Asian	5	1.63%
Multiracial	11	3.59%
Native Hawaiian or Other Pacific Islander	1	0.33%
Other	0	0.00%
Unknown	30	9.80%
White	148	48.37%

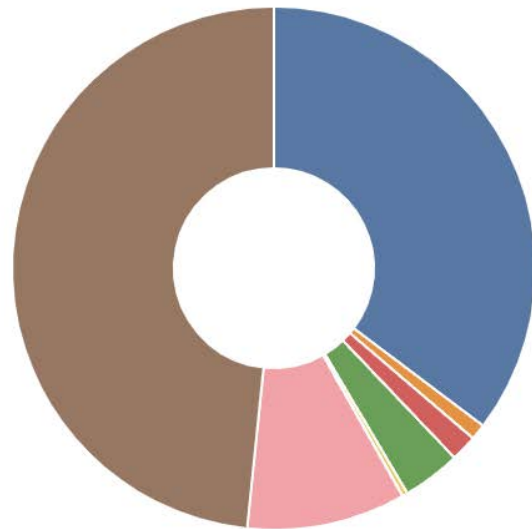


Figure 7. Type of Trafficking by Race - Ages 18 and Over, 2021

Race (Ages 18 and Over)	Sex	Labor	Both	Unknown
African American	87	2	11	8
American Indian or Alaska Native	2	0	1	0
Asian	1	2	1	1
Multi-racial	8	2	0	1
Native Hawaiian or Other Pacific Islander	0	0	1	0
Other	0	0	0	0
Unknown	29	0	0	1
White	123	8	11	6

VI. Services

Type of Service by Age

Agencies report on the types of services provided to clients during the program enrollment period. Options include medical and mental health services, education, job training, financial and legal assistance, advocacy, meeting basic needs, and more (refer to Appendix A for details).

For all ages in 2021, individuals were most often referred to other service providers in the community (606, 11%), followed by mental health (591, 10%), victim advocacy (578, 10%), health (465, 8%), multidisciplinary team staffing (443, 8%), safety planning (442, 8%), forensic interviews (427, 8%), housing (293, 5%) and education (283, 5%) (Figure 8).

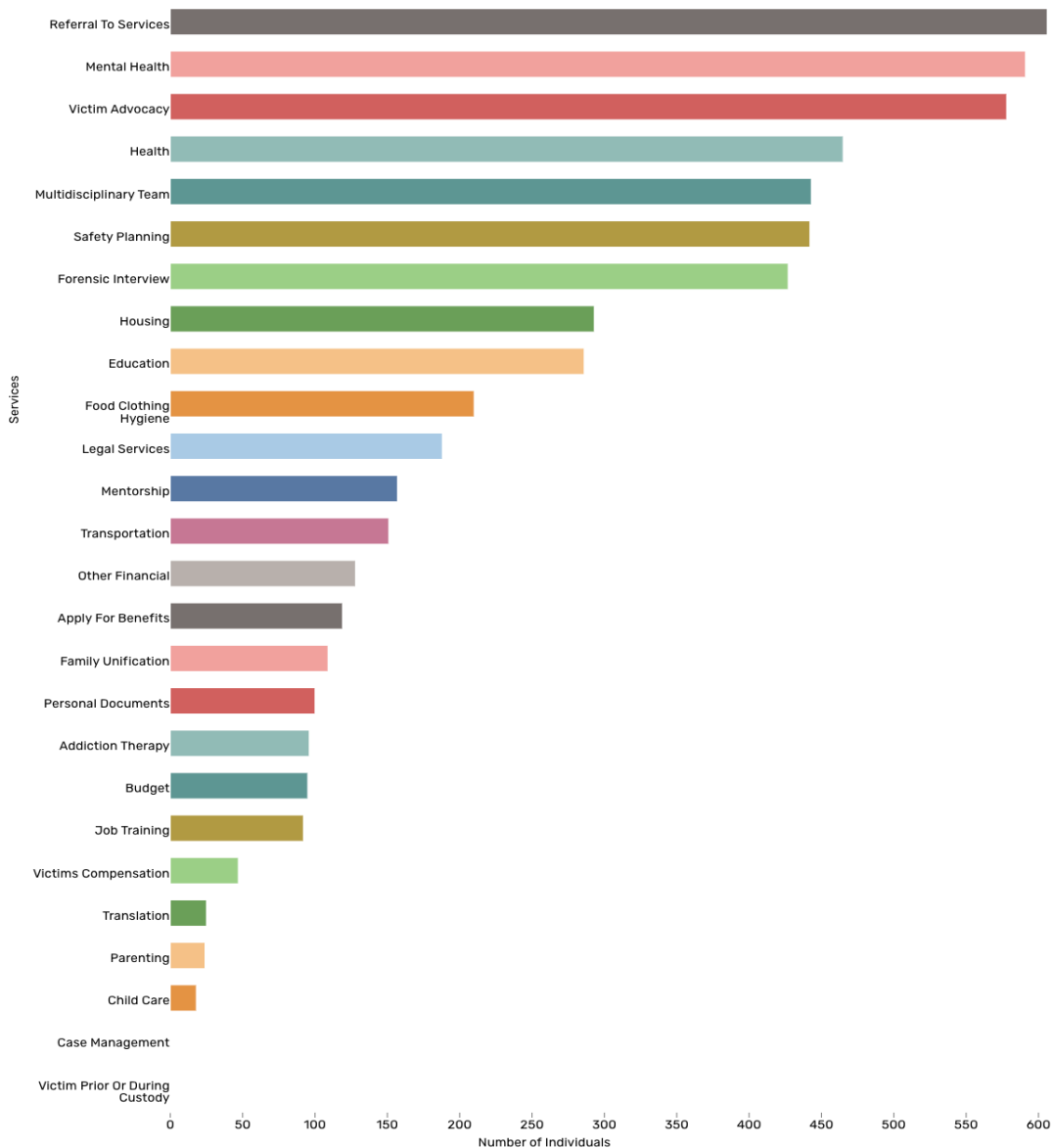


Figure 8. Type of Service - All Ages, 2021

For ages 17 and under, the most frequently provided services were victim advocacy (432, 13%), forensic interviews (387, 12%), mental health (387, 12%), referral to other services (357, 11%), multidisciplinary team staffing (349, 11%), health (288, 9%), and safety planning (277, 9%) (Figure 9).

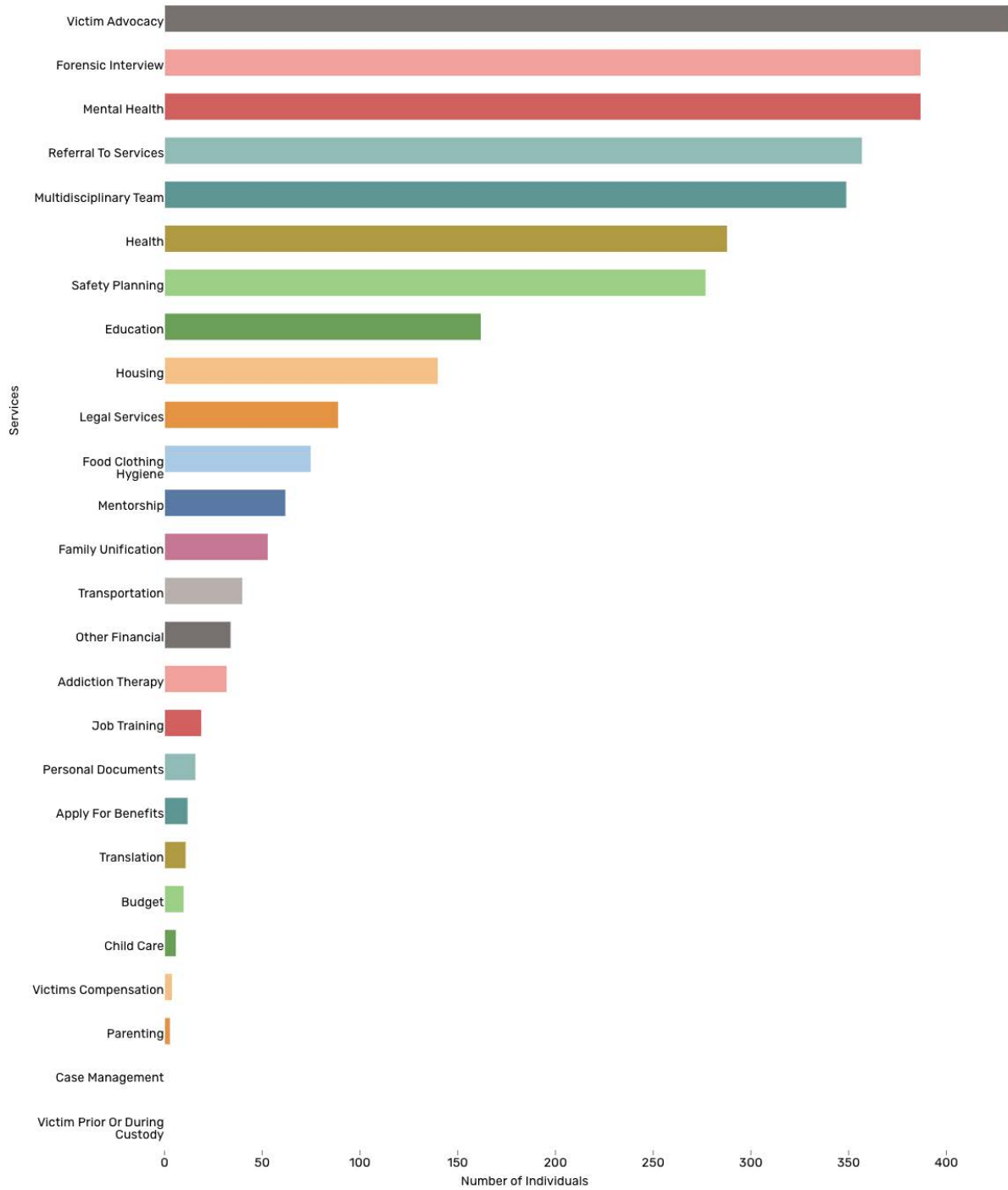


Figure 9. Type of Service - Ages 17 and Under, 2021

For ages 18 and over, the most frequently provided services were referral to other services (244, 10%), mental health (203, 8%), health (176, 7%), safety planning (172, 6%), housing (152, 6%), victim advocacy (144, 6%), food/clothing/hygiene (134, 6%), and education (123, 5%) (Figure 10).

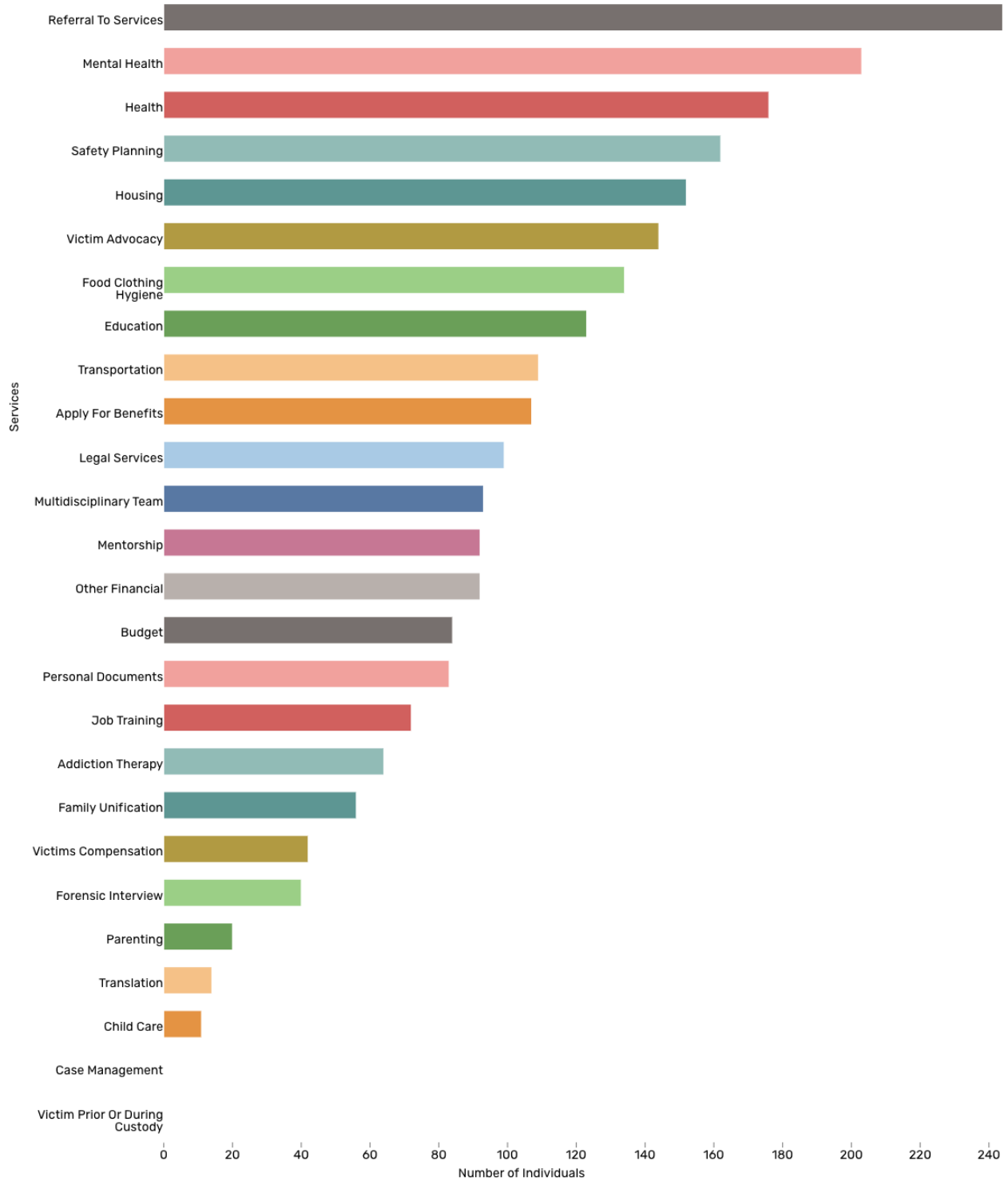


Figure 10. Type of Service - Ages 18 and Over, 2021

Length of Service by Age

The length of service is calculated based on the program entry and discharge dates reported by the service provider. Results are grouped as follows:

- More than one day
- Entered and exited on the same day
- Unknown

For all ages in 2021, 579 (62%) received more than one day of service, 38 (4%) had one day, and 315 (34%) were unknown (Figure 11).

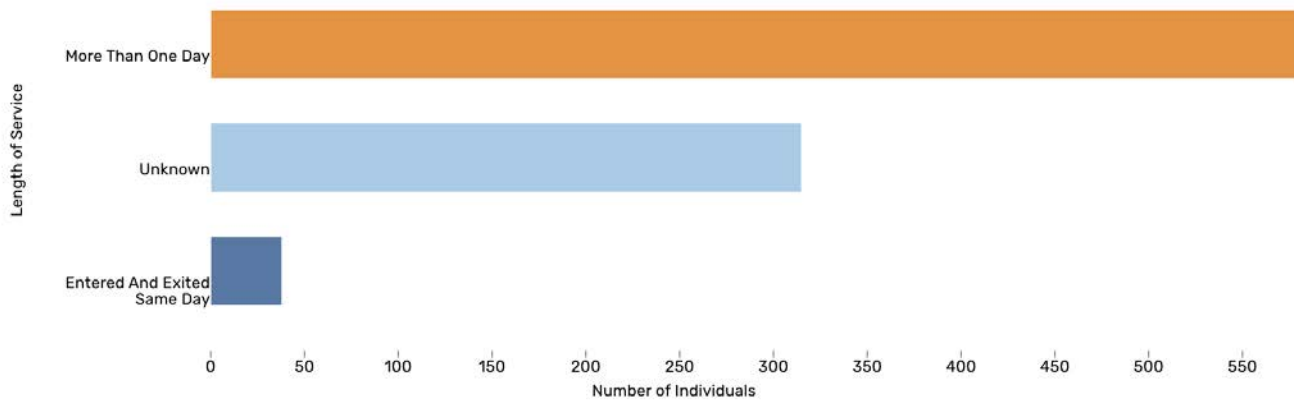


Figure 11. Length of Service - All Ages, 2021

Results were consistent across age groups. For ages 17 and under, 384 (63%) received more than one day of service, 24 (4%) had one day, and 199 (33%) were unknown (Figure 12).

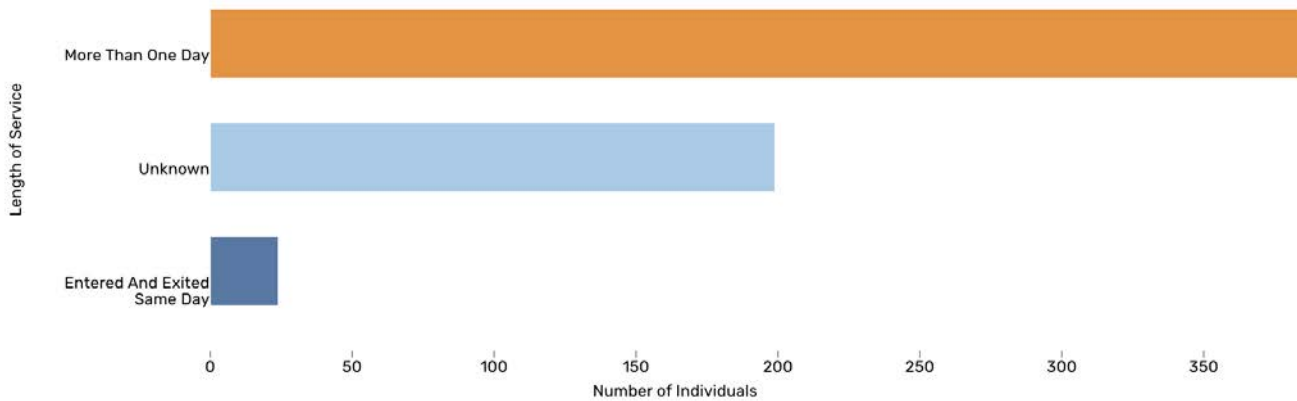


Figure 12. Length of Service - Ages 17 and Under, 2021

For ages 18 and over, 194 (63%) received more than one day of service, 14 (5%) received one day of service, and 98 (32%) were unknown (Figure 13).

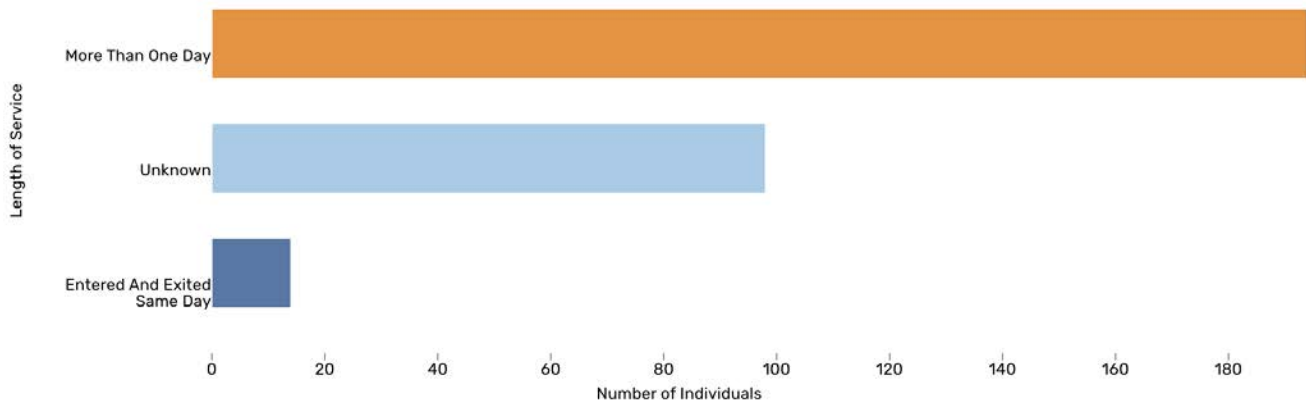


Figure 13. Length of Service - Ages 18 and Over, 2021

Reason for Exit by Age

The reason for exit is defined as the reason the client was discharged from receiving services from the provider, as follows:

- Completed receipt of service delivery
- Transferred/was referred to another service provider
- Did not return/could not be located after initial intake
- No longer chooses to work with the organization
- Moved out of service jurisdiction
- Returned to family or guardian
- Returned to trafficker(s)
- Aged out
- Remains in active service

For all ages in 2021, 676 (73%) were reported as other or not specified, followed by completion of service (73, 8%), unable to locate (58, 6%), transferred (40, 4%), returned to family (27, 3%), no longer works with the organization (22, 2%), moved (17, 2%), remains active (13, 1%), returned to trafficker (5, 1%), and aged out (1, <1%) (Figure 14).

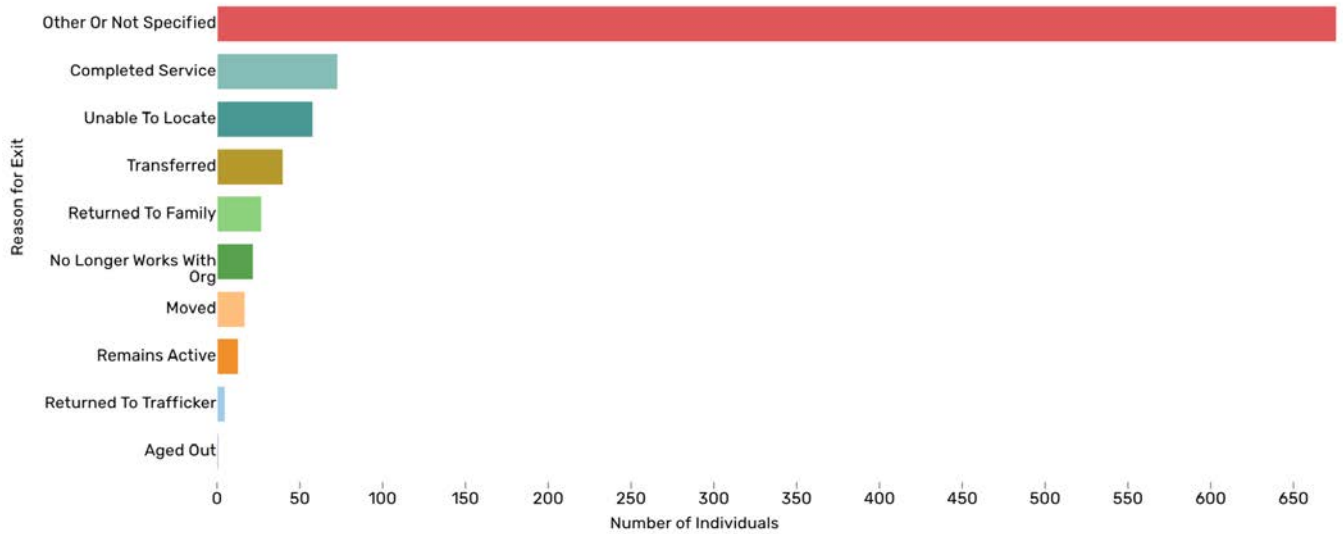


Figure 14. Reason for Exit - All Ages, 2021

For ages 17 and under, 461 (76%) were reported as other or not specified, followed by completion of service (57, 9%), transferred (28, 5%), unable to locate (24, 4%), no longer works with the organization (11, 2%), returned to family (11, 2%), moved (10, 2%), returned to trafficker (4, 1%), remains active (1, < 1%), and aged out (0, 0%) (Figure 15).

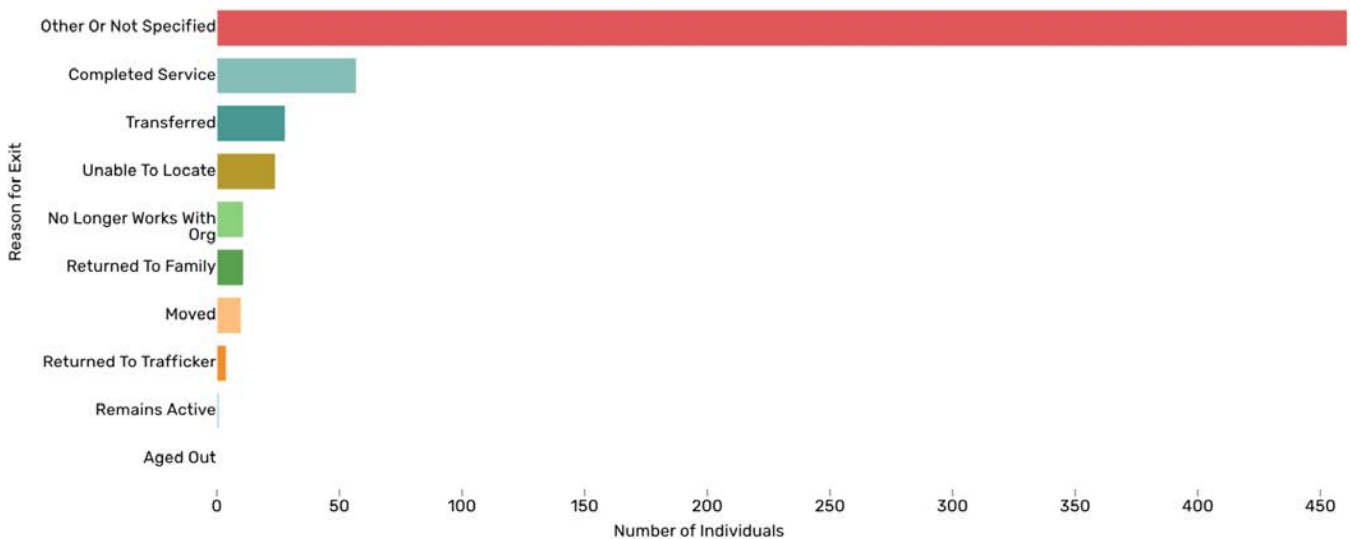


Figure 15. Reason for Exit - Ages 17 and Under, 2021

For ages 18 and over, 197 (64%) were reported as other or not specified, followed by unable to locate (33, 11%), returned to family (16, 5%), completion of service (16, 5%), transferred (12, 4%), remains active (12, 4%), no longer works with the organization (11, 4%), moved (7, 2%), aged out (1, <1%), and returned to trafficker (1, <1%) (Figure 16).

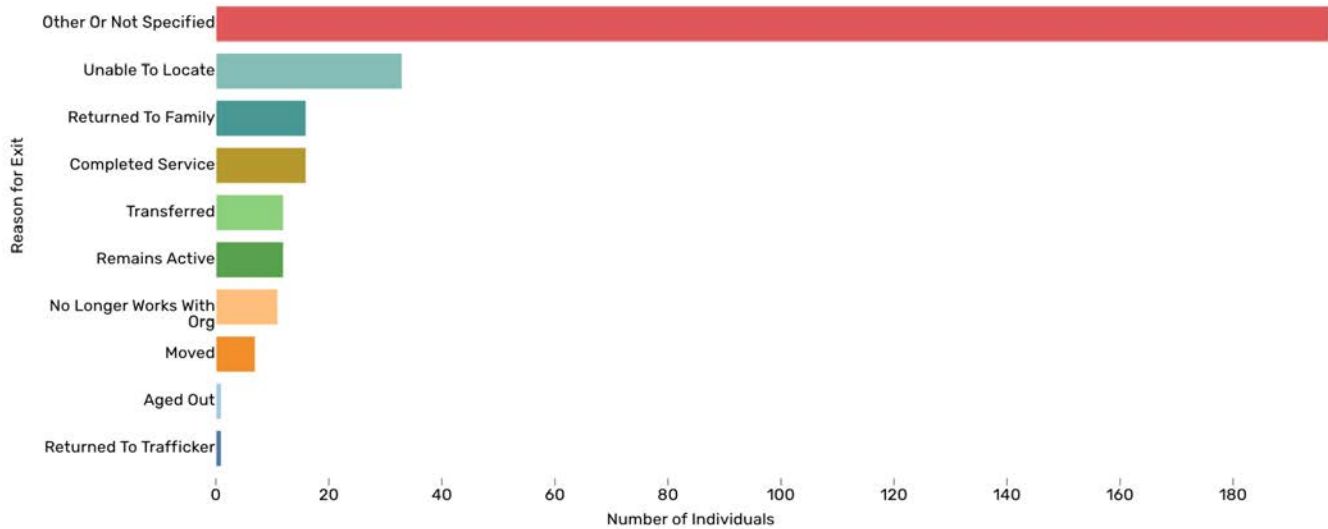


Figure 16. Reason for Exit - Ages 18 and Over, 2021

VII. Locations

The following sections show results for locations, defined as follows:

- Parish of trafficking is the parish in which the trafficking incident(s) occurred.
- Parish of origin is the parish the victim identifies as their principal, or home, location.

Location values may include:

- Multiple (more than one parish)
- Out of state (outside of Louisiana)
- Out of country (outside the US - only applies to trafficking locations)
- Unknown

Parish of Trafficking by Age

The map in Figure 17 shows the parishes of trafficking in 2021 for all ages. The darker the color, the higher the number of locations for a given parish.

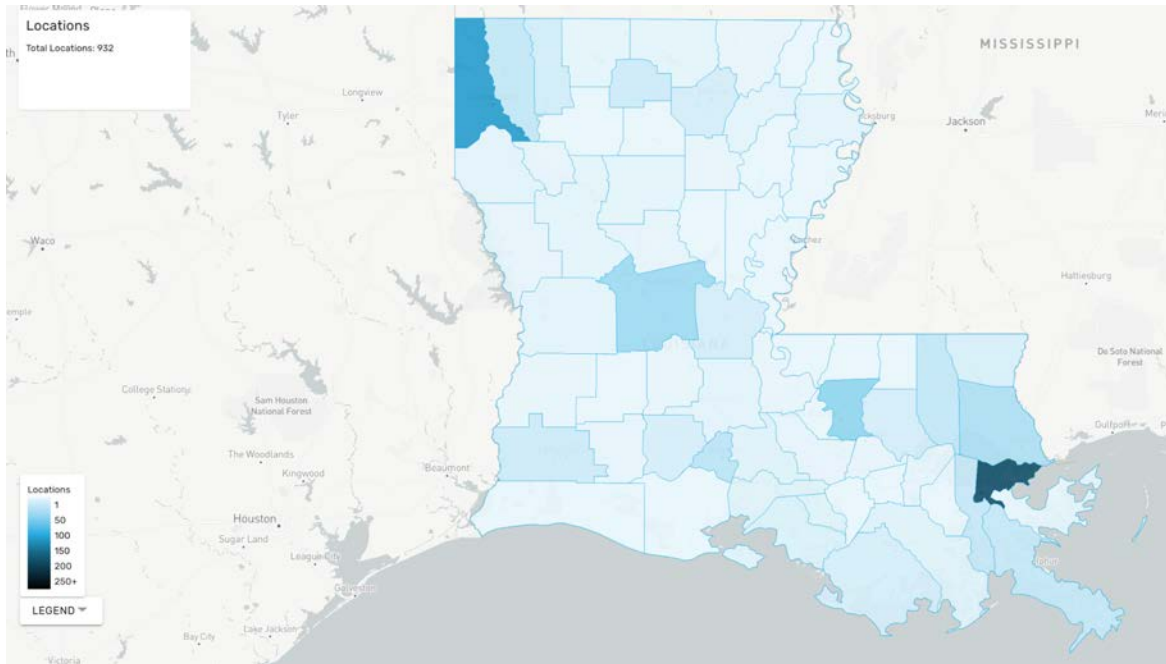


Figure 17. Parish of Trafficking - All Ages, 2021

For all ages in 2021, the parishes with the highest number of trafficking locations were Orleans (173, 19%) and Caddo (112, 12%), followed by Unknown (93, 10%), Multiple (59, 6%), East Baton Rouge (51, 5%) and Rapides (44, 5%) (Figure 18 - note that parishes with zero locations are not listed). Results differed between juveniles and adults. For ages 17 and under, the parishes with the highest number of trafficking locations were Orleans (102, 17%), Caddo (85, 14%), Rapides (39, 6%), East Baton Rouge (34, 6%) and St. Tammany (33, 5%). For ages 18 and over, the parishes with the highest number of trafficking locations were Orleans (70, 23%), Unknown (54, 18%), Multiple (37, 12%), Caddo (27, 9%), and Out of State (27, 9%).

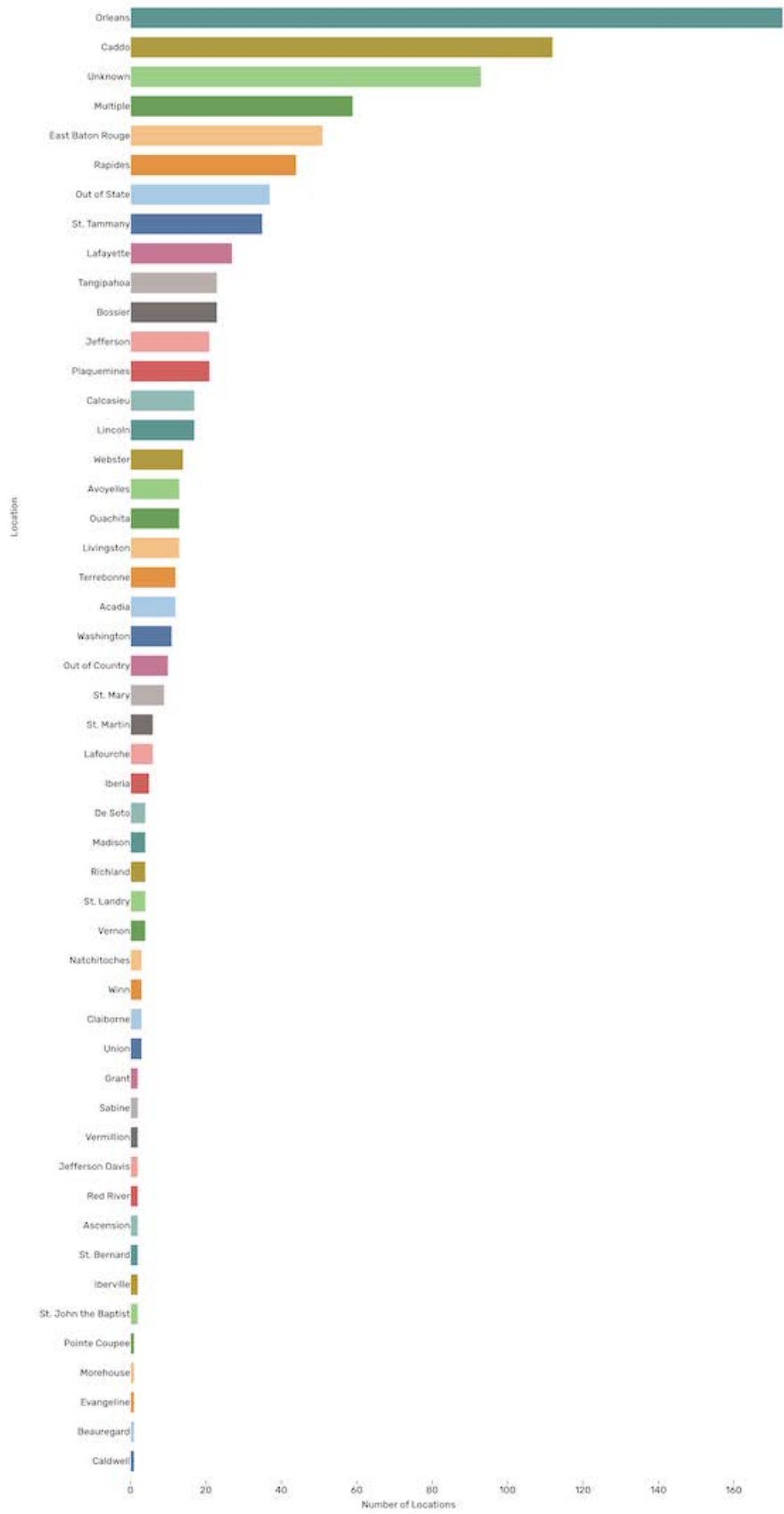


Figure 18. Parish of Trafficking - All Ages, 2021

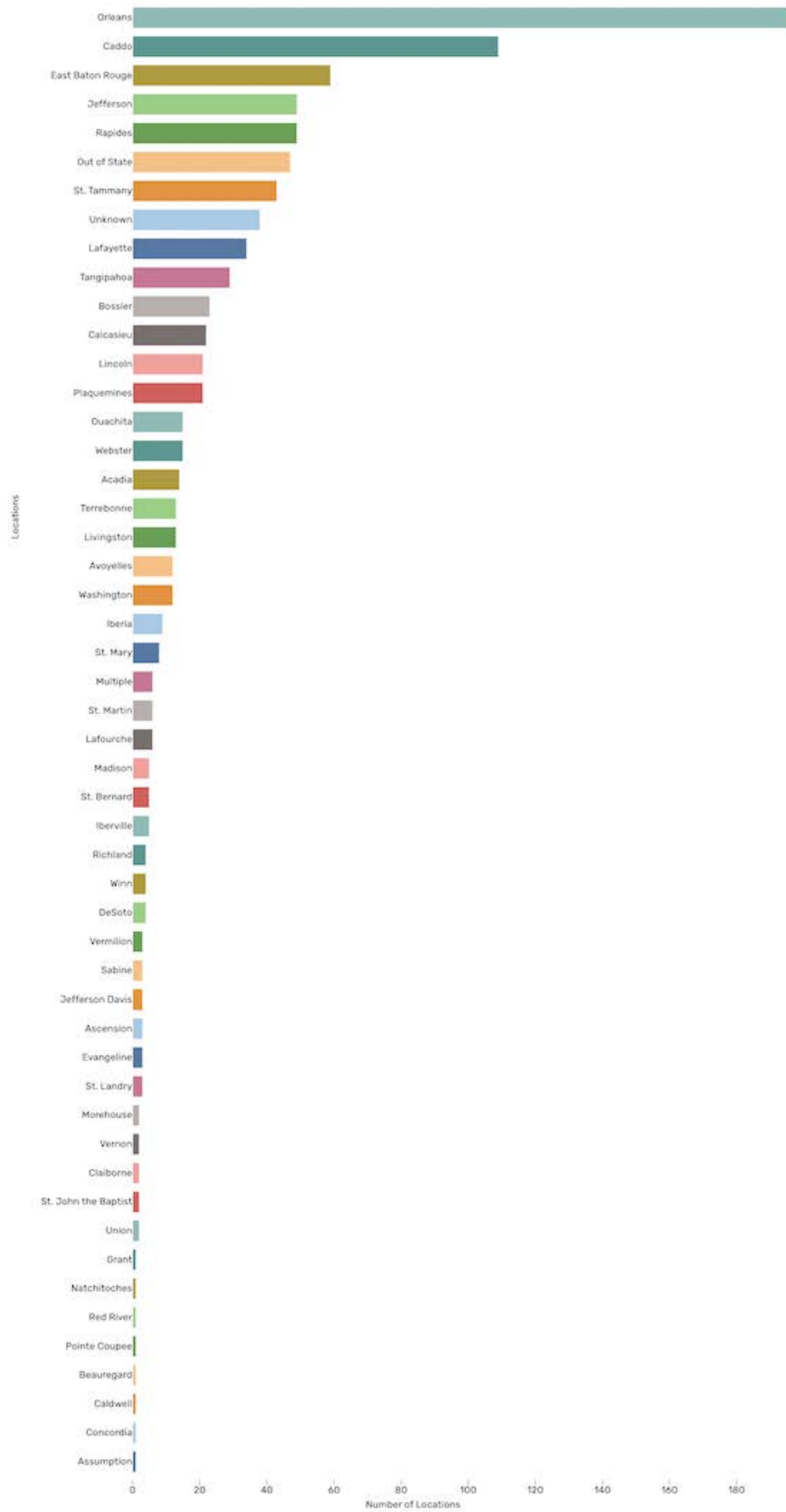


Figure 20. Parish of Origin - All Ages, 2021

III. 2017-2021 TRENDS

Data collected from 2017 through 2021 has been aggregated to show multi-year trends. The following section demonstrates how the response to human trafficking in Louisiana has evolved over time.

I. Individuals Served

From 2017 to 2021, a total of 4043 individuals were served, of which 2889 (71%) were new (i.e., started services in 2021). Total individuals served increased by 37% from 2017 to 2021, and the percentage of new individuals increased from 63% in 2017 to 73% in 2021 (Figure 21).

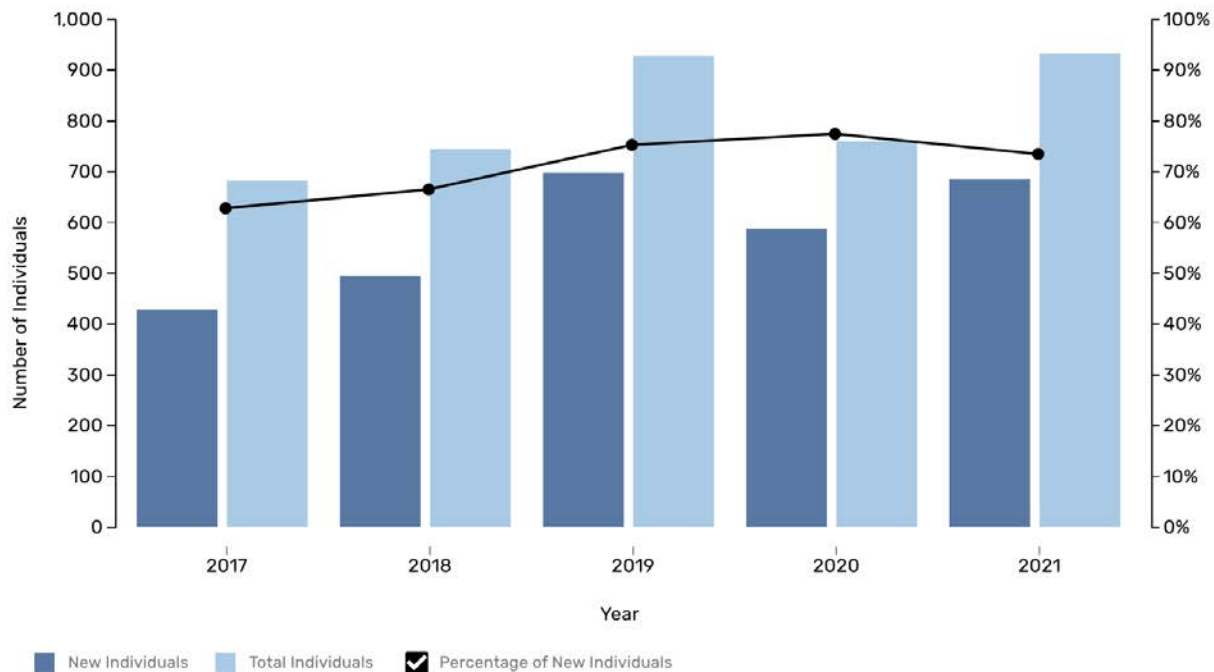


Figure 21. Individuals Served, 2017-2021

	Total	17 and under	18 and over	Unknown
2017-2021	4043	2437 (60%)	1295 (32%)	311 (7%)
2017	681	356 (52%)	269 (40%)	56 (8%)
2018	744	428 (58%)	223 (30%)	93 (13%)
2019	927	516 (56%)	299 (32%)	112 (12%)
2020	759	530 (70%)	198 (26%)	31 (4%)
2021	932	607 (65%)	306 (33%)	19 (2%)

II. Type of Trafficking

The majority of individuals served were for sex trafficking, and this has increased steadily. From 2017-2021 for all ages³, 3585 individuals (89%) were categorized as sex trafficking, increasing from 590 in 2017 to 782 in 2021, with 69 (2%) labor trafficking, 122 (3%) both sex and labor trafficking, and 249 (6%) unknown (Figure 22).

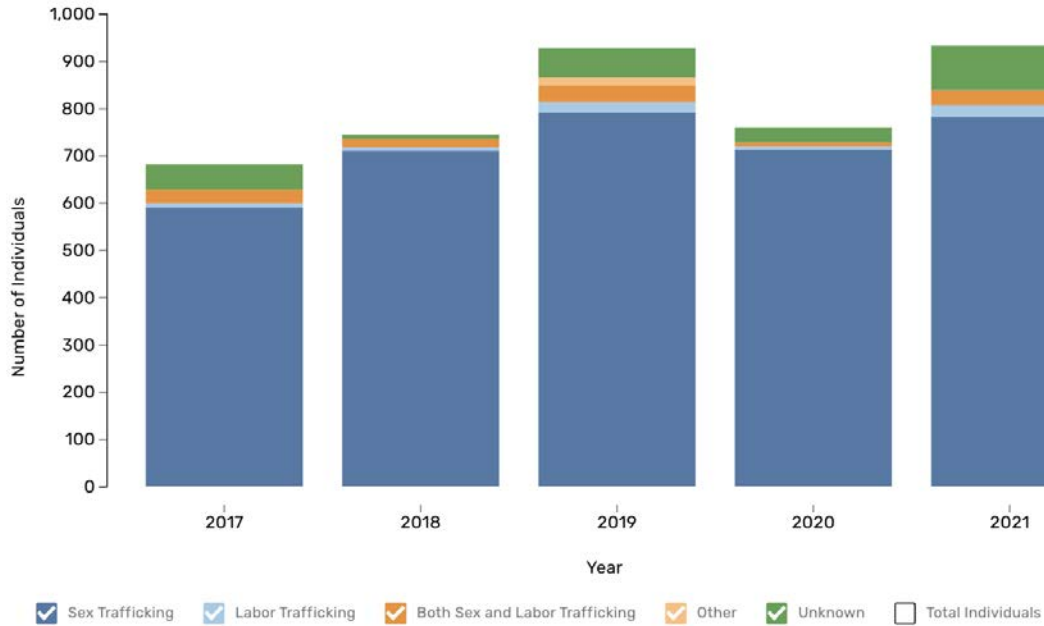


Figure 22. Type of Trafficking - All Ages, 2017-2021

	Total	17 and under	18 and over	Unknown
Sex Trafficking	3585 (89%)	2257 (93%)	1077 (83%)	251 (81%)
Labor Trafficking	69 (2%)	19 (1%)	43 (3%)	7 (2%)
Sex & Labor	122 (3%)	23 (1%)	81 (6%)	18 (6%)
Unknown	249 (6%)	123 (5%)	93 (7%)	33 (11%)

³ In 2019, there were 18 records marked as “Other,” so the category appears only in that year. Also in 2019, there were 225 records marked as “Risk for Human Trafficking,” which were combined with Sex Trafficking.

The trends differed by age, with a higher percentage of youth categorized as sex trafficking (93%) compared with adults (83%). For ages 17 and under, sex trafficking increased from 352 individuals in 2017 to 519 in 2021 (Figure 23).

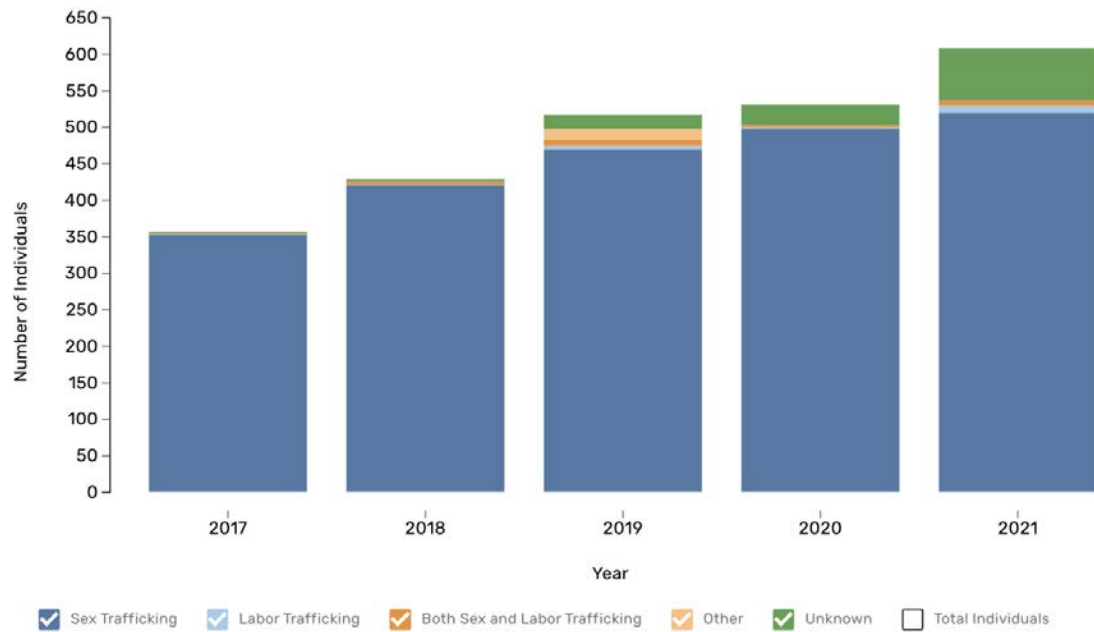


Figure 23. Type of Trafficking - Ages 17 and Under, 2017-2021

For ages 18 and over, results for all types of trafficking varied from year to year (Figure 24).

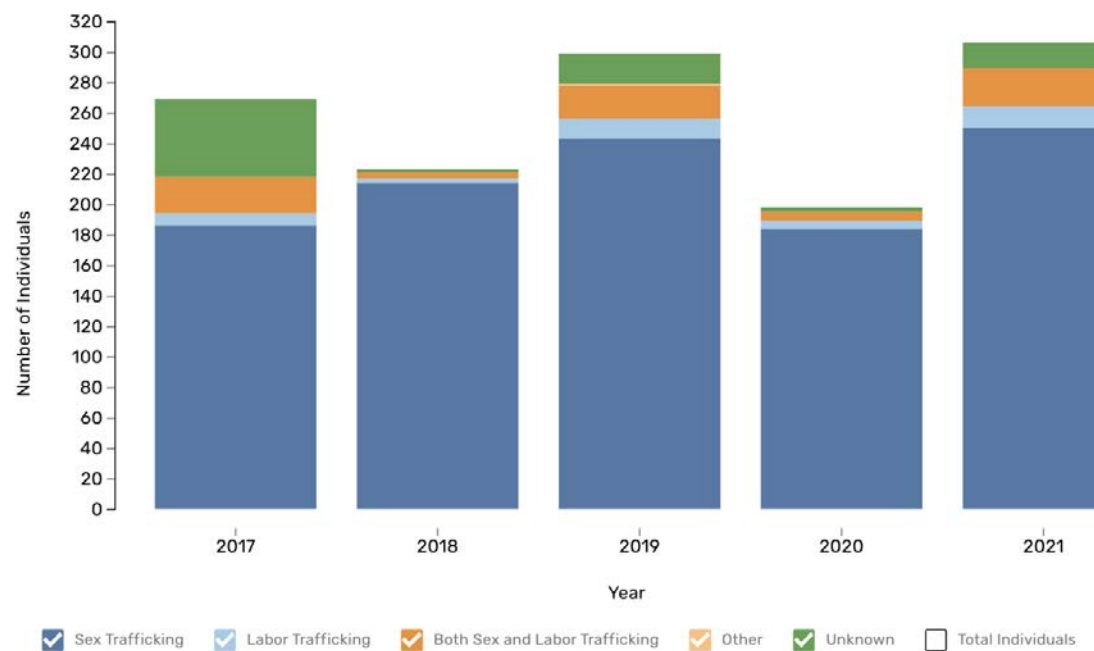


Figure 24. Type of Trafficking - Ages 18 and Over, 2017-2021

III. Victim Status

From 2017 to 2021 for all ages, there were 2193 (54%) confirmed victims, 1148 (28%) suspected victims, and 702 (17%) unknown. Results varied from year to year, with confirmed victims increasing steadily from 2019 to 2021 (Figure 25).

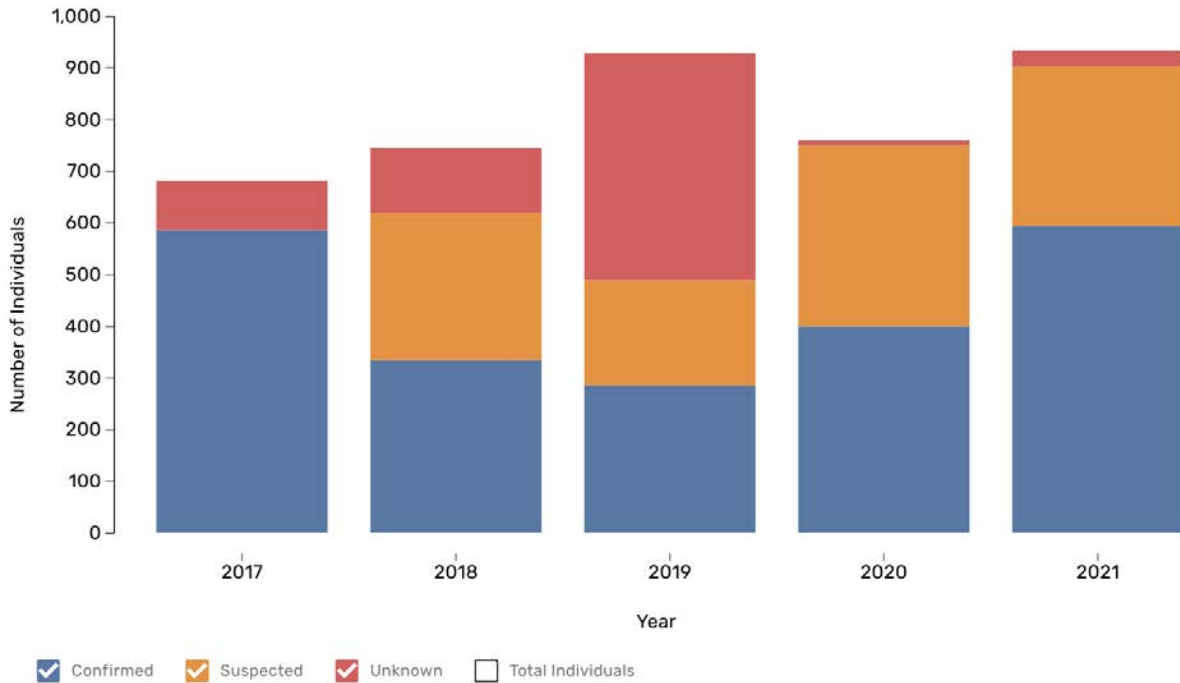


Figure 25. Victim Status - All Ages, 2017-2021

	Total	17 and under	18 and over	Unknown
Confirmed	2193 (54%)	1102 (45%)	960 (74%)	131 (42%)
Suspected	1148 (28%)	1046 (43%)	101 (8%)	1 (0%)
Unknown	702 (17%)	289 (12%)	234 (18%)	179 (58%)

For ages 17 and under, there was a lower percentage of confirmed victims and higher percentage of suspected victims compared to all ages, with 1102 (45%) confirmed, 1046 (43%) suspected, and 289 (12%) unknown (Figure 26).

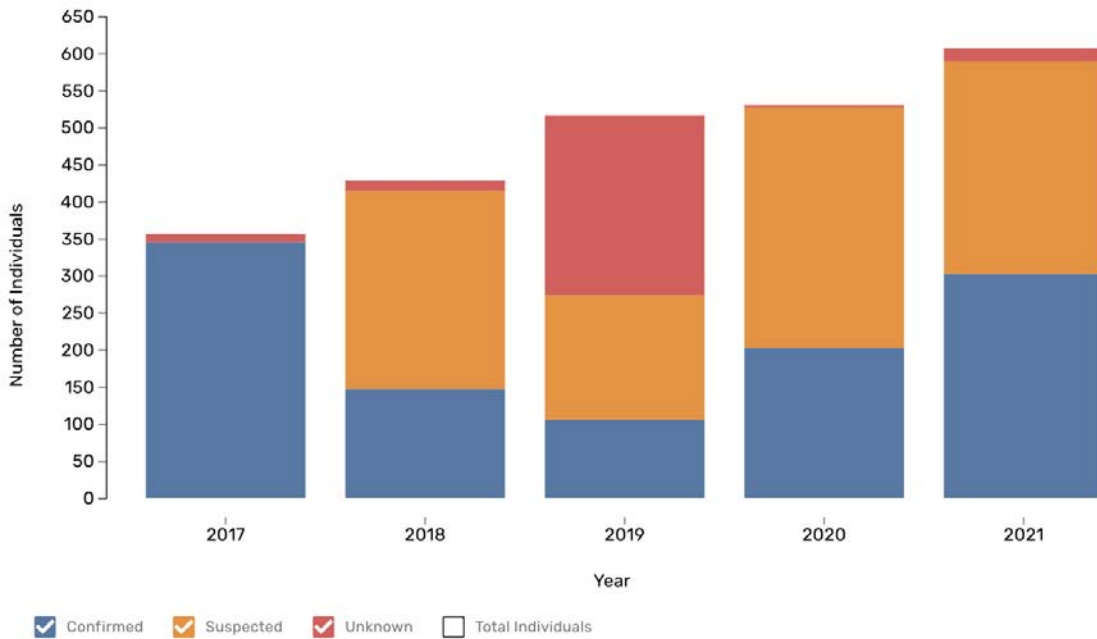


Figure 26. Victim Status - Ages 17 and Under, 2017-2021

For ages 18 and over, the percentage of confirmed victims was much higher overall compared with youth or all ages, with 960 (74%) confirmed, 101 (8%) suspected, and 234 (18%) unknown (Figure 27).

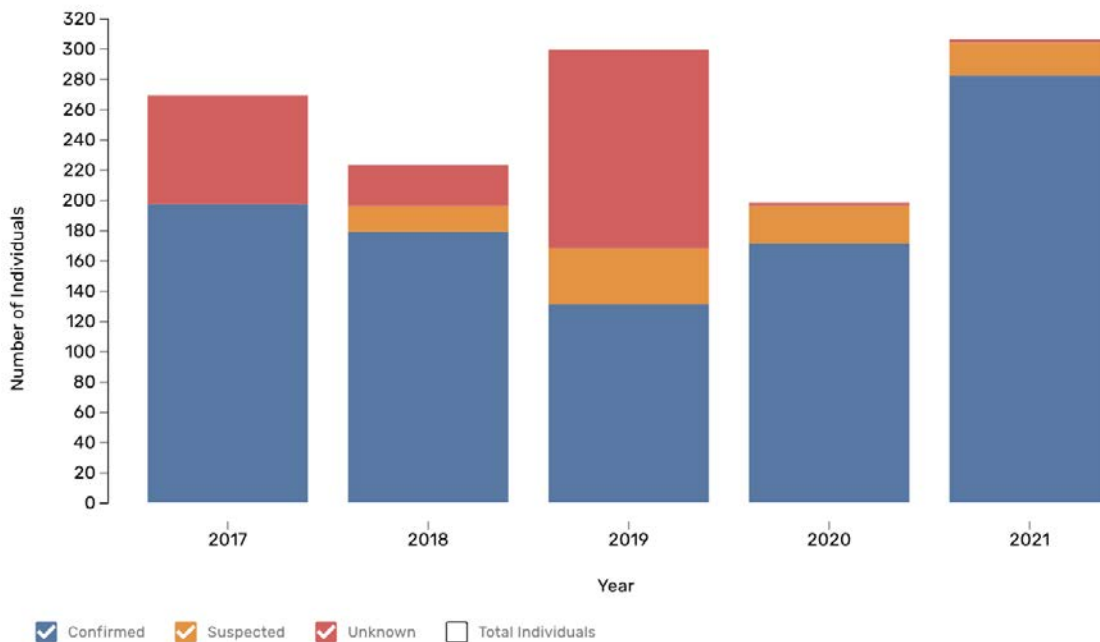


Figure 27. Victim Status - Ages 18 and Over, 2017-2021

IV. Locations

Results for trafficking and origin locations varied from year to year, but certain parishes were predominant from 2017 through 2021. The top ten parishes of trafficking overall were Orleans (27%), Unknown (20%), Caddo (15%), East Baton Rouge (13%), Multiple (6%), Out of State (5%), Rapides (3%), Bossier (2%), Lafayette (2%), and St. Tammany (2%) (Figure 28).

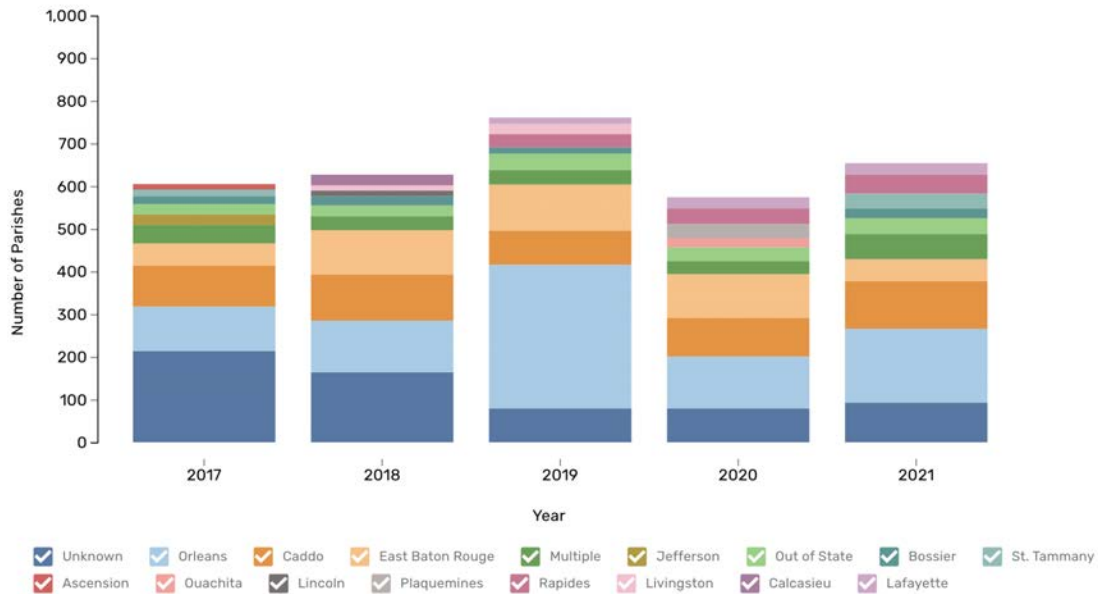


Figure 28. Parish of Trafficking - All Ages, 2017-2021

The top ten parishes of origin overall were Unknown (23%), Orleans (20%), Caddo (15%), East Baton Rouge (11%), Out of State (9%), Jefferson (4%), Rapides (4%), St. Tammany (3%), Bossier (2%), and Multiple (2%) (Figure 29).

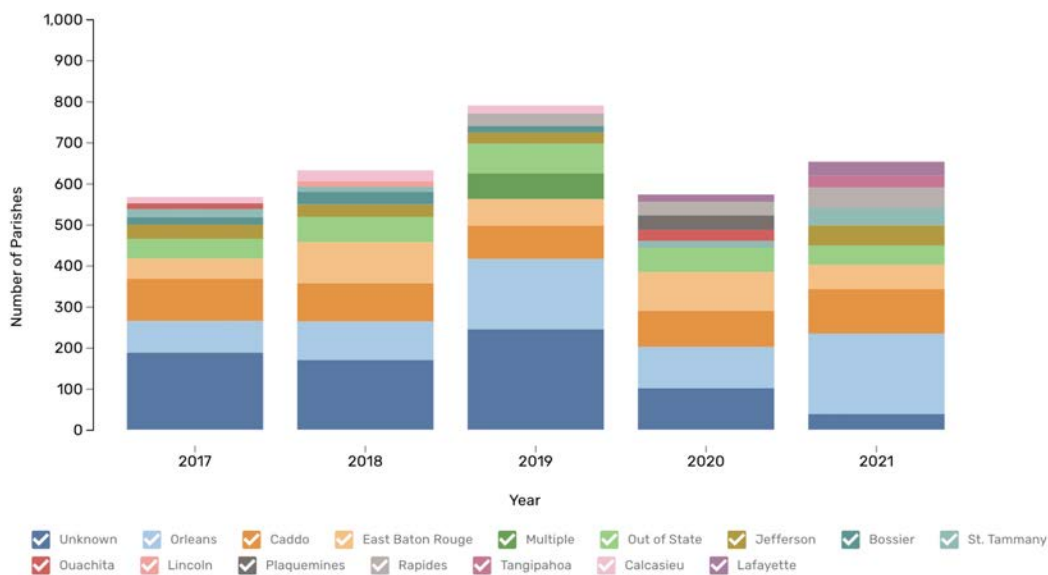


Figure 29. Parish of Origin - All Ages, 2017-2021

7.0 ACKNOWLEDGEMENTS

This report could not have been produced without the agencies who strive daily to serve the needs of human trafficking victims both in Louisiana and elsewhere. Special thanks to these agencies and organizations that responded to provide data for the 2021 report:

- Baptist Friendship House
- Baton Rouge Child Advocacy Center
- Caddo Parish Juvenile Services
- Child Advocacy Center of Northeast Louisiana
- Child Advocacy Services
- Children's Advocacy Center of Lafourche
- Children's Advocacy Network
- Covenant House New Orleans
- D.A.R.T.
- Department of Children and Family Services
- Eden House
- Empower 225
- Faith House
- Family and Youth Counseling Agency
- Family Violence Program of St. Bernard
- Free NOLA
- Freedom13 Ministries
- Gingerbread House
- Greater New Orleans Human Trafficking Taskforce
- Hearts of Hope
- Hope House
- Jefferson Child Advocacy Center
- Jewish Family Services
- Louisiana Methodist Children's Home
- Louisiana State Police
- Metanoia Manor
- Metropolitan Center for Women and Children
- New Orleans Child Advocacy Center
- New Orleans Family Justice Center
- Oasis Safe Harbor
- Pine Hills Advocacy Center
- Plaquemines Care Center
- Project Celebration
- Purchased: Not for Sale, The Hub Ministries
- Safe Harbor Northshore

- Sexual Trauma Awareness and Response (STAR)
- St. Landry Evangeline Sexual Assault Center
- Terrebonne Child Advocacy Center
- The Dragonfly Harbor, Inc
- Wellspring Alliance

Additional special thanks to the Department of Children and Family Services for their role in producing previous Louisiana annual human trafficking data reports and for their assistance with data collection processes for the present report.

For more information on the data findings and information included in this report or to submit data for Calendar Year 2022, please email the Governor's Office of Human Trafficking Prevention at humantrafficking@la.gov. For specific information about the human trafficking response in Louisiana or to find services for victims and survivors, please visit the Human Trafficking Prevention Resource Center of Louisiana at humantrafficking.la.gov. For additional information about Allies Against Slavery or Lighthouse, please email lighthouse@alliesagainstslavery.org.

8.0 APPENDICES

APPENDIX A: 2021 INSTRUCTION SHEET FOR LOUISIANA HUMAN TRAFFICKING DATA ENTRY

Agency Name – Enter your agency’s name.

Victim Initials - Complete with the first initial of the victim's first name and the first initial of the victim's last name. If unknown, partly unknown, or unable to provide, skip.

Victim DOB - Complete with the victim's date of birth. If unknown or unable to provide, skip and provide age or estimated age in the next step.

Victim Age or Approximate Age - Complete with the victim's actual or approximate age, in years. This field must be completed if **Victim DOB** is left blank.

Gender - Enter the gender that best corresponds to the victim's gender. The gender options are:

- Male - Enter if the victim identifies as male and is not transgender/transsexual.
- Female - Enter if the victim identifies as female and is not transgender/transsexual.
- Transgender/Transsexual - Enter if the victim identifies as transgender or transsexual.
- Unknown - Enter if the victim's gender is unknown.

Race - Enter the race that best corresponds with how the victim identifies their race. The race options are:

- White
- African American
- American Indian or Alaska Native
- Asian
- Native Hawaiian or Other Pacific Islander
- Multiracial
- Unable to determine

Ethnicity - Enter the victim's ethnicity. The ethnicity options are:

- Latino
- Not Latino

Parish of Trafficking Incident - Enter the parish in which trafficking occurred.

Parish of Origin - Enter the parish where the victim identifies as their principal, or home, location. If it is out of state enter the city or county and state.

Program Entry Date - Complete with the date the client began receiving services from the provider.

Trafficking Type - Select the type of trafficking that occurred. The entry reasons are:

- Sex Trafficking
- Labor Trafficking
- Both Sex and Labor Trafficking

Program Discharge Date - (If applicable) Enter the date the client was discharged from receiving services from the provider. If the client is continuing to be served, enter 01/01/2022 as the discharge date

Discharge Reason - Enter the reason the client was discharged from receiving services from the provider. The discharge reasons are:

- Person has completed receipt of service delivery
- Person transferred/was referred to another service provider
- Person did not return/could not be located after initial intake
- Person no longer chooses to work with the organization
- Person has repatriated/moved out of the US
- Client has moved out of service jurisdiction
- Client has returned to trafficker(s)

Victim Status - Select whether the client is a confirmed victim or suspected victim. Examples of what constitutes a confirmed or suspected victim are below:

- **Confirmed/Identified**

- Adults

- Statement of victim
- Arrest or involvement in arrest for Human Trafficking crime
- Human Trafficking services are provided to the victim
- Victim is rescued by Human Trafficking organization

- Juveniles

- Child reports participation in a sexual act in exchange for shelter, transportation, drugs, alcohol, food, money or other items of value. Child need not have actually received the thing of value.
- There are photos or videos of the child being victimized and/or being used to advertise the child for sexual purposes (Backpage, Craigslist, etc.)
- Child reports being involved in the sex industry (working in strip clubs, escort services, private sex parties, street-level sex work, etc.)
- Someone witnessed the child engaged in a commercial sex act (a sex act where something of value is received or promised).

- **Suspected/Potential**

- Adults

- Victim located in area suspected for human trafficking
- Call to National or local hotline seeking help for victim
- Direct contact by service provider, but without confirmed status

- Juveniles

- Excessive, unexplained absences from school or home for periods of time.

- Indication of multiple runaways, being kicked out of home, or periods of homelessness.
- Has suspicious or unaccounted for money or goods, including cell phones, drugs and alcohol, hotel keys, or false IDs.
- Tattoos that he/she is reluctant to explain especially if they show ownership (names, dollar signs, crowns, symbols, acronyms) or other types of branding like cutting or burning?
- Significantly older boyfriend or girlfriend who is controlling and/or whom the child appears to fear.
- Using trafficking terms (e.g. calling romantic partner "Daddy" or "Mommy," talking about "the life," "the game").
- Associations with people that have had sex for drugs, shelter, food, goods, or money, or the child is concerned that the parent/guardian has been involved in trafficking.
- Multiple concerning behaviors or indicators that might include chronic alcohol/drug use, gang affiliation, provocative clothing, unexplained or suspicious bruising or other forms of trauma, or multiple sexual partners (which may have resulted in chronic sexually transmitted infections or pregnancies/abortions).

Services Provided During Program Enrollment – Enter a **YES** for each service which was provided to the victim during the program enrollment period. The options are:

- Health - Select if the victim was provided with medical care or treatment.
- Mental Health - Select if the victim was provided with mental health services (e.g. counseling, therapy, etc.).
- Housing - Select if the victim was provided with shelter/housing.
- Education - Select if the victim was provided with educational services, such as a GED program.
- Job Training - Select if the victim was provided services meant to assist them in gaining employment.
- Child Care - Select if the victim was provided assistance in caring for their child(ren).
- Victims Compensation
- Legal Services - Select if the victim was provided with legal services, such as consultation or representation.
- Referral to Community Services - Select if the victim was referred to other service providers within the community.
- Family Unification - Select if the victim was provided services that assisted them in connecting with or returning to family members from whom they had been separated.
- Apply for Federal/State Benefits - Select if the victim was provided guidance or assistance in applying for federal or state benefits (e.g. WIC, SNAP, etc.).
- Forensic Interview- Select if victim was involved in a forensic interview.

- Addiction Recovery Services – Select if victim received addiction recovery services, including rehab, detox, or an out-patient program.
- Safety Planning- Select if victim was provided safety planning
- Budget or Financial Literacy- Select if victim received budgeting assistance and/or was provided information related to financial literacy.
- Parenting or Pregnancy Services- Select if victim received parenting or pregnancy services, including parenting classes.
- Translation or ESL Services- Select if victim was provided translation assistance or ESL services.
- Victim Advocacy- Select if victim was provided victim advocacy for any criminal or civil cases. Note: this does not refer to legal representation.
- Transportation- Select if victim was provided transportation by the agency, including bus passes, plane tickets, ride-share trips.
- Food/Clothing/Hygiene- Select if victim received direct assistance for food or groceries, clothing, shoes, and/or hygiene products.
- Other Financial assistance- Select if victim received other financial assistance
- Personal Documents assistance- Select if victim received assistance in obtaining any personal documentation, such as identification, social security card, birth certificate, citizenship documents, passports, etc.
- Mentorship- Select if victim was provided mentorship or peer-to-peer support.
- Other- Specify any other service provided that is not included in one of the previous categories.